

Curriculum for the Professional Bachelor's Degree Program in Animation

2018

(2019 edit)

Contents

Preamble	1
1. Program structure and learning objectives	1
1.1. Program structure	1
1.2. Learning objectives of the Professional Bachelor Program in Animation	1
1.2.1. Knowledge	1
1.2.2. Skills	1
1.2.3. Competences	2
2. Core areas of the program	3
2.1. Visual Communication and Presentation	3
2.1.1. Content	3
2.1.2. Learning objectives	3
2.1.3. ECTS credits	4
2.2. Character Animation and Computer Graphic Arts	4
2.2.1. Content	5
2.2.2. Learning objectives	5
2.2.3. ECTS credits	5
2.3. Animation Production, Technology and Understanding of the Industry	6
2.3.1. Content	6
2.3.2. Learning objectives	6
2.3.3. ECTS credits	7
2.4. CA – 2D Character Animation: Theory, Method and Techniques	7
2.4.1. Content	7
2.4.2. Learning objectives	7
2.4.3. ECTS credits	8
2.5. CA – 3D Character Animation: Theory, Method and Techniques	8
2.5.1. Content	8
2.5.2. Learning objectives	8
2.5.3. ECTS credits	9
2.6. CA - Digital Based Production Process for Animators	9
2.6.1. Content	9
2.6.2. Learning objectives	10
2.6.3. ECTS credits	10
2.7. CGA - Graphic and Digital Character Development and Design: Theory, Methods and Techniques.	10
2.7.1. Content	11
2.7.2. Learning objectives	11
2.7.3. ECTS credits	11
2.8. CGA - Graphic and Digital Environment Development and Design: Theory, Methods and Techniques	11
2.8.1. Content	12
2.8.2. Learning objectives	12
2.8.3. ECTS credits	13
2.9. CGA - Digital Based Production Process for Computer Graphic Artists	13
2.9.1. Content	13

2.9.2. Learning objectives	13
2.9.3. ECTS credits	14
3. Common Compulsory program elements	15
3.1. Animation and Film Studies 1 – core area: Character Animation and CG Arts	15
3.1.1. Content	15
3.1.2. Learning objectives	15
3.1.3. ECTS credits	15
3.1.4. Exams	15
3.2. Drawing and Design - core area: Visual Communication and Presentation	16
3.2.1. Content	16
3.2.2. Learning objectives	16
3.2.3. ECTS credits	16
3.2.4. Exams	16
3.3. Preproduction Methods and Workflow 1 – core area: Animation Production, Technology and Industry	17
3.3.1. Content	17
3.3.2. Learning objectives	17
3.3.3. ECTS credits	18
3.3.4. Exams	18
3.4. Animation and Film Studies 2 – core area: Character Animation and CG Arts	18
3.4.1. Content	18
3.4.2. Learning objectives	18
3.4.3. ECTS credits	18
3.4.4. Exams	19
3.5. Visual Storytelling, Cinematography and Previz – core area: Visual Communication and Presentation	19
3.5.1. Content	19
3.5.2. Learning objectives	19
3.5.3. ECTS credits	19
3.5.4. Exams	19
3.6. 3D Production Methods, Roles, Collaboration and Entrepreneurship – core area: Animation Production, Technology and Industry	20
3.6.1. Content	20
3.6.2. Learning objectives	20
3.6.3. ECTS credits	21
3.6.4. Exams	21
3.7. Story Development and Pitching – Visual Communication and Presentation	21
3.7.1. Content	21
3.7.2. Learning objectives	21
3.7.3. ECTS credits	22
3.7.4. Exams	22
3.8. Preproduction Methods and Workflow 2 – core area: Animation Production, Technology and Industry	22
3.8.1. Content	22
3.8.2. Learning objectives	22
3.8.3. ECTS credits	23

3.8.4. Exams	23
3.9. Production Methods and Workflow – core area: Animation Production, Technology and Industry	23
3.9.1. Content	23
3.9.2. Learning objectives	23
3.9.3. ECTS credits	24
3.9.4. Exams	24
3.10. Career Design and Entrepreneurship – Core area: Animation Production, Technology and Industry	24
3.10.1. Content	24
3.10.2. Learning objectives	24
3.10.3. ECTS credits	25
3.10.4. Exams	25
3.11. The Bachelor Project and the Bachelor Exam	25
3.11.1. Content	25
3.11.2. Learning objectives	25
3.11.3. ECTS credits	25
3.11.4. Exam	26
3.12. Internship as part of the program	26
3.12.1. The internship period 1	26
3.12.2. Learning objectives	27
3.12.3. ECTS credits	27
3.12.4. Exams	27
3.12.5. The internship period 2	27
3.12.6. Learning objectives	28
3.12.7. ECTS credits	29
3.12.8. Exams	29
4. Character Animation Line Compulsory Program Elements	30
4.1. Animation Drawing Core area: 2D Character Animation Theory, Methods and Techniques	30
4.1.1. Content	30
4.1.2. Learning objectives	30
4.1.3. ECTS credits	30
4.1.4. Exams	30
4.2. Animation Physicality Core area: 2D Character Animation Theory, Methods and Techniques	31
4.2.1. Content	31
4.2.2. Learning objectives	31
4.2.3. ECTS credits	31
4.2.4. Exams	31
4.3. Animation Stylization Core area: 2D Character Animation Theory, Methods and Techniques	32
4.3.1. Content	32
4.3.2. Learning objectives	32
4.3.3. ECTS credits	32
4.3.4. Exams	32
4.4. Animation Software & Production Core area: Digitally Based Production Processes for Animators	33
4.4.1. Content	33

4.4.2. Learning objectives	33
4.4.3. ECTS credits	33
4.4.4. Exams	33
4.5. Animation Basics – Core area: 3D Character Animation: Theory, Methods and Techniques	34
4.5.1. Content	34
4.5.2. Learning objectives	34
4.5.3. ECTS credits	35
4.5.4. Exams	35
4.6. Advanced Animation 1 – Core Area: 3D Character Animation: Theory, Methods and Techniques	35
4.6.1. Content	35
4.6.2. Learning objectives	35
4.6.3. ECTS credits	36
4.6.4. Exams	36
4.7. Advanced Animation 2 – Core Area: 3D Character Animation: Theory, Methods and Techniques	36
4.7.1. Content	36
4.7.2. Learning objectives	36
4.7.3. ECTS credits	37
4.7.4. Exams	37
4.8. Development and Preproduction - Core Area: Digitally Based Production Processes for Animators	37
4.8.1. Content	37
4.8.2. Learning objectives	37
4.8.3. ECTS credits	38
4.8.4. Exams	38
4.9. Animation Shot Production - Core Area: Digitally Based Production Processes for Animators	38
4.9.1. Content	38
4.9.2. Learning objectives	39
4.9.3. ECTS credits	40
4.9.4. Exams	40
5. Computer Graphic Artist Line Compulsory Program Elements	41
5.1. CG Art Software 1 Core area: Digitally Based Production Processes for CG Artists	41
5.1.1. Content	41
5.1.2. Learning objectives	41
5.1.3. ECTS credits	41
5.1.4. Exams	41
5.2. 3D Workflow Core area: Graphic and Digital Environment Development and Design: Theory, Methods and Techniques	41
5.2.1. Content	41
5.2.2. Learning objectives	42
5.2.3. ECTS credits	42
5.2.4. Exams	42
5.3. Biped Character – Core Area: Graphic & Digital Character Development and Design: Theory, Methods and Techniques Content	43
5.3.1. Content	43
5.3.2. Learning objectives	43

5.3.3. ECTS credits	43
5.3.4. Exams	43
5.4. 2½D Workflow Core area: Graphic and Digital Environment Development and Design: Theory, Methods and Techniques	44
5.4.1. Contents	44
5.4.2. Learning objectives	44
5.4.3. ECTS credits	45
5.4.4. Exams	45
5.5. CG Art Software 2 Core area: Digitally Based Production Processes for CG Artists	45
5.5.1. Content	45
5.5.2. Learning objectives	45
5.5.3. ECTS credits	46
5.5.4. Exams	46
5.6. Quadruped Character - Graphic and Digital Character Development and Design: Theory, Methods and Techniques.	46
5.6.1. Content	46
5.6.2. Learning objectives	46
5.6.3. ECTS credits	47
5.6.4. Exams	47
5.7. Look Development 1 - Graphic and Digital Environment Development and Design: Theory, Methods and Techniques	47
5.7.1. Content	47
5.7.2. Learning objectives	47
5.7.3. ECTS credits	48
5.7.4. Exams	48
5.8. Character for Animation - Graphic and Digital Character Development and Design: Theory, Methods and Techniques.	48
5.8.1. Content	48
5.8.2. Learning objectives	49
5.8.3. ECTS credits	49
5.8.4. Exams	49
5.9. Development and Preproduction - Core Area: Digitally Based Production Processes for CG Artists	49
5.9.1. Content	49
5.9.2. Learning objectives	50
5.9.3. ECTS credits	51
5.9.4. Exams	51
5.10. CG Shot Production - Core Area: Digitally Based Production Processes for CG Artists	51
5.10.1. Content	51
5.10.2. Learning objectives	51
5.10.3. ECTS credits	52
5.10.4. Exams	52
6. Elective Elements	53
6.1. Elective: Specialization	53
6.1.1. Content	53
6.1.2. Learning objectives for the specializations	53
6.1.2.1. CG Character (self-study)	53

6.1.2.2.	CG environment (self-study)	54
6.1.2.3.	Concept Design (self-study)	54
6.1.2.4.	2D Stylized Animation (self-study)	55
6.1.2.5.	3D Cartoony Animation (self-study)	55
6.1.2.6.	Character Rigging (self-study)	56
6.1.2.7.	Game Design (Workshop)	56
6.1.2.8.	Writing for Short Format (Workshop)	56
6.1.3.	ECTS credits	57
6.1.4.	Exams	57
6.2.	Portfolio Self-Study	57
6.2.1.	Content	57
6.2.2.	Learning objectives	57
6.2.3.	ECTS credits	57
6.2.4.	Exams	57
6.3.	Preproduction Role Elective	58
6.3.1.	Content	58
6.3.2.	Learning objectives for the preproduction role electives	58
6.3.2.1.	Director	58
6.3.2.2.	Co-Director	58
6.3.2.3.	Editor	59
6.3.2.4.	Storyboard Artist	59
6.3.2.5.	Sound Designer	60
6.3.2.6.	Production Manager	60
6.3.2.7.	Art Director	61
6.3.2.8.	Visual Development: Character Designer	62
6.3.2.9.	Visual Development: Environment Designer	62
6.3.2.10.	Technical Director	62
6.3.2.11.	Pipeline Supervisor	63
6.3.2.12.	Animation Lead	63
6.3.2.13.	Interaction Designer	64
6.3.3.	ECTS credits	64
6.3.4.	Exams	64
6.4.	Production Role Elective	65
6.4.1.	Content	65
6.4.2.	Learning objectives for the preproduction role electives	65
6.4.2.1.	Director	65
6.4.2.2.	Co-Director	65
6.4.2.3.	Editor	66
6.4.2.4.	Sound Designer	66
6.4.2.5.	Production Manager	66
6.4.2.6.	Art Director	67
6.4.2.7.	Technical Director	67
6.4.2.8.	Pipeline Supervisor	68
6.4.2.9.	Animation Lead	68
6.4.2.10.	Interaction Designer	69

6.4.2.11. Animator	69
6.4.2.12. CG Generalist	69
6.4.2.13. Compositor	70
6.4.3. ECTS credits	70
6.4.4. Exams	70
7. Credit transfer	71
8. Placement of program elements and internships, including exams in the program structure	72
9. Parts of the program which can be completed abroad	73
10. Internship	74
10.1. Requirements and approval	74
10.2. The role of the educational institution	74
11. Exams on the Professional Bachelor's Degree Program in Animation	75
11.1. Exams on the Professional Bachelor's Degree Program in Animation	75
11.1.1. First Semester Exam – Character Animation Line	75
1. Jam Project: 1-2 shots from the film with animation or artwork student has worked on;	75
2. Construction for Animation: 3 assignments 1) sketching and construction assignment 2) gesture and expression assignment 3) character turnaround;	75
3. Design I: 3 assignments 1) a line based assignment; 2) a shape based assignment 3) a value based assignment;	75
4. Drawing: 2 assignments 1) a perspective assignment 2) a value render assignment;	75
5. Animation Basics: 2 animation assignments 1) a ball with an attitude 2) a flour sack jump;	75
6. Animation Workflow: an animation scene with key drawings;	75
7. Inbetweening: 2 assignments 1) inbetweened animation scene from Animation Workflow course 2) an inbetweened professional animation scene;	75
8. Digital Painting: a composition assignment based on the given theme;	75
9. Design 2: 4 assignments 1) a dimensional object design 2) a spatial composition assignment 3) a spatial composition including atmospherics 4) a texture design assignment;	75
10. Walk Cycle animation: 2d animation assignment;	75
11. Attitude Walk animation: 2d animation assignment;	75
12. Intro to TV Paint: 2d digital animation assignment;	75
13. Acting to Music Animation: 2d animation assignment;	76
14. Dance Animation: 2d animation assignment;	76
11.1.2. First Semester Exam – CG Artist Line	76
1. Jam Project: 1-2 clips from the film with your animation or other aspects you worked on.	76
2. Intro to Adobe: Short film assignment created as part of introduction to the Adobe software package.	76
3. Design 1: 3 assignments 1) a line based assignment 2) a shape based assignment 3) a value based assignment.	76
4. Construction Drawing: 2 assignments 1) a perspective assignment 2) a value render assignment	76
5. Intro To Maya Part I: 1) An intro to simple Polygon modeling assignment 2) Intro to Polygon, Paint FX & UV editor assignment 3) Intro to NURBs modeling and camera animation assignment	76
6. Design 2: 4 assignments 1) Dimensional object design 2) spatial composition assignment 3) spatial composition & atmospherics design 4) texture design assignment	77
7. Intro To Maya Part II: 1) Advanced modeling assignment 2) Intro to render engine assignment	77
1. Environment Project – Making of Reel	77
a. Concept Design – Mood board/Material & Light board. Thumbnails and sketches and final piece	77
b. Turn around of hero assets/props and UV and texture maps.	77
c. Final Render and breakdown of compositing.	77

11.1.3.	First Year Exam (at the end of the 2 nd semester) - Character Animation Line	77
1.	Storyboard: Animatic assignment	78
2.	Color: Digital color assignment	78
3.	Designing for Stylization: Character design and stylized 2d animation assignment	78
4.	Monologue Animation: 2d animation assignment	78
5.	Layout/AE: 3 layout assignments 1) 2D animation layout 2) 2D camera movement 3) digital layout 4) Intro to After Effects assignment(s);	78
6.	SSF Project: a short " <i>making of</i> " reel with student's work from the project: story beats, designs and animation scenes, crediting other artists when relevant.	78
7.	Interaction Animation: 2d animation assignment;	78
8.	Stylized Animation: 2d animation assignment;	78
9.	La Poudriere Collaboration: 2d animation tests & scenes.	78
11.1.4.	First Year Exam (at the end of the 2 nd semester) - CG Artist Line	78
1.	Storyboard: animatic assignment	79
2.	Color: Digital color assignment	79
3.	Biped Character: The students must include their progression, of their Biped Project, which consists of the character design and a 3D model turnaround	79
4.	Layout & Compositing: 1) 2D layout assignment 2) 2D camera movement assignment 3) Digital layout and compositing assignment.	79
5.	SSF Project: Create a short <i>making of</i> reel with your work from the project: story beats, designs and background work, crediting other artists when relevant.	79
6.	Concept Development: Concept development work, final piece.	79
7.	Intro to Rigging: The students must include a video demonstration of the rig created during the Intro to Rigging.	79
11.1.5.	3 rd Semester Exam - Character Animation Line	80
11.1.6.	3 rd Semester Exam - CG Artists Line	80
11.1.7.	Second Year Exam (at the end of the 4 th semester) - Character Animation Line	81
11.1.8.	Second Year Exam (at the end of the 4 th semester) - CG Artists Line	82
11.1.9.	Third Year Exam (at the end of the 6 th semester)	84
11.1.10.	Internship 2 Exam - Common Exam for Character Animation and CG Artists lines	86
11.1.11.	Bachelor Exam - Common Exam for Character Animation and CG Artists lines	87
11.2.	Diploma	88
11.3.	First year exam	89
11.4.	Re-examination and illness	89
11.4.1.	Illness	89
11.4.2.	Failed attempt	89
11.5.	Cheating, plagiarism and disruptive behavior	90
11.5.1.	Cheating	90
11.5.2.	Plagiarism	90
11.5.3.	Disruptive behavior	90
11.5.4.	Aggravating circumstances	90
11.6.	Complaints about exams and appeals	90
11.6.1.	Complaints about exams	90
11.6.2.	Appeals	91
11.7.	Formal requirements for written assignments, productions and exam papers	91
11.7.1.	Formal requirements	91
11.7.2.	References	92

11.7.3. Acknowledgement of extra-curricular activities	92
11.8. Professional board	92
12. Instruction and working methods at the Professional Bachelor's Degree Program in Animation	93
12.1. Study activity model	93
12.2. Planning of teaching activities	97
12.2.1. Modules	97
12.2.1.1. Tool modules	97
12.2.1.2. Craft modules	97
12.2.1.3. Production modules	97
12.2.1.4. Theory modules	97
12.3. Working methods	97
12.3.1. Teacher managed instruction with active participation	97
12.3.1.1. Teaching	97
12.3.1.2. Studio work	97
12.3.1.3. Presentation and critique	97
12.3.1.4. Evaluation of teaching	98
12.3.1.5. Class meetings	98
12.3.1.6. Writing papers	98
12.3.1.7. Preparing for exams	98
12.3.1.8. Exam reviews	98
12.3.2. Project and group work with active participation	98
12.3.2.1. Group projects	98
12.3.2.2. Production meetings	98
12.3.2.3. Post-Mortem	99
12.3.2.4. Collaborations with external partners	99
12.3.3. Main projects	99
12.3.3.1. Short-Short Project	99
12.3.3.2. NGO Project	99
12.3.3.3. The 3 rd Year Production	100
12.3.3.4. Bachelor Project	100
12.4. Attendance, participation and study activity at the Professional Bachelor's Degree Program in Animation	100
0	
12.4.1. Compulsory attendance and participation	100
12.4.2. Study activity	101
12.5. Texts in foreign languages	101
1	
13. Changing academic major and transfers	102
13.1. Changing academic major	102
2	
13.2. Transfers	102
2	
13.2.1. Applying for change of academic major and transfers	102

13.3.	Leave of absence	10
	3	
13.3.1.	Maternity/paternity leave, adoption and conscription	103
13.3.2.	Application	103
13.4.	Exemptions	10
	3	
13.5.	Entry into force and transition rules	10
	3	
13.5.1.	Entry into force	103
13.5.2.	Transition rules	103
14.	Legal basis	104

Preamble

On the Professional Bachelor's Degree Program in Animation we see each of our students as individuals and do our best to meet them where they currently are in their professional development, assessing their skill level, unique talents, and ambitions as well as personal goals.

The Professional Bachelor's Degree Program in Animation is an artistic and technical course program with a strong commercial and professional focus. Accordingly, students work intensively to acquire skills, knowledge and competences in a wide range of areas to develop high standards of craftsmanship and become able to work independently and collaboratively in a professional international market. Students must be able to think innovatively, adapting to a given assignment or project, with a clear theme, genre and tone, aimed at a specific target audience. Furthermore, they

Animation and CG Arts is a collaborative program where students work with together in production teams, in appropriate roles which correlate the standards of the industry. They lead to follow direction yet offer their unique input and skillset to support the director's vision. Furthermore, it is possible to develop their own personal expression, their own style and their own stories.

The creation of animation productions is at the heart of the Professional Bachelor's Degree Program in Animation. Animation is a constantly developing medium that still seems to hold plenty of unexploited potential. Students will have the opportunity to gain insight and experience into developing technical areas and well as new workflows for traditional storytelling and design.

It is our position that it takes a well-rounded individual to be ready to meet the evolving professions of Animation and CG Arts. Therefore we strive not only to enable our students to cultivate the technical and artistic skills they need, but also to develop themselves personally, to know their values and how to live with integrity to cultivate the professional life they desire. Developing strong communication, presentation and collaboration skills, are integral to the students' success in the professional market place.

Michelle Nardone

Head of Studies, the Professional Bachelor's Degree Program in Animation. August 2018.

Reviewed August 2019.

1. Program structure and learning objectives

1.1. Program structure

The Professional Bachelor's Degree Program in Animation comprises:

- 1) Common Compulsory Core program elements equivalent to 65 ECTS credits
- 2) Line specific program element for Character Animation or CG Arts equivalent to 75 ECTS credits.
- 3) Electives equivalent to a total of 30 ECTS credits
- 4) Internship equivalent to a total of 30 ECTS credits
- 5) Final bachelor project equivalent to 10 ECTS credits.

The education, which is a full-time education, is rated at 210 credits in the European Credit Transfer System (ECTS). 60 ECTS credits are equivalent to the work-load of one full-time student for one year.

1.2. Learning objectives of the Professional Bachelor Program in Animation

The objective of the Bachelor of Animation education is to qualify the graduate to independently carry out idea development, design and implementation of complex animation projects for film, television and various digital media platforms as well as working with animation-related communication. The education aims at occupation within the film, television, animation and computer game industry; nationally as well as internationally. (cf. the Ministerial Order on Professional Bachelor's Degree Programs in Animation, appendix 1)

1.2.1. Knowledge

The Professional Bachelor in Animation should acquire knowledge of:

- 1) knowledge applied theories and central concepts as well as knowledge of methods and tools of animation production, including both traditional as well as state of the art methods,
- 2) knowledge of the development in animation film history and its modern cultural relevance,
- 3) knowledge of relevant design and composition theories and the ability to reflect on the implementation of these theories within animation media,
- 4) knowledge and understanding of production planning and the relation to the economic conditions of the animation industry, nationally as well as internationally, and
- 5) knowledge of applied methods and techniques within related subjects that have a pertinent relevance for animation.

Furthermore, the Bachelor of Animation, *Character Animation*, has knowledge of

- 1) applied theories, methods and techniques within 2D and 3D animation,
- 2) fundamental principles of physics as forms of expression and understanding how to apply these within character animation, and
- 3) applied methods and central techniques of animation production and the significance of this for character development.

Furthermore, the Bachelor of Animation, *Computer Graphic Artist*, has knowledge of

- 1) applied methods and central techniques within 3D workflow, including modelling, rigging, texturing, shading, light and rendering as well as compositing and colour grading,
- 2) the principles of design, including lines, form, colour, texture and more, including understanding how CG techniques may be employed in order to communicate a design, and
- 3) the theories and periods of fashion design, set design and architecture that are relevant to CG Arts.

1.2.2. Skills

The Professional Bachelor in Animation should learn skills in:

- 1) analyzing the animation film medium and animation products using the relevant vernacular and frame of reference,
- 2) carry out animation processes in media productions where the interaction between animation, dramaturgy, acting, music, graphics and aesthetics on the one hand and economy and technology on the other hand, create the desired visual expression,
- 3) employ the theories, work methods and techniques of the profession, including being able to integrate traditional work methods with current digital practices and relating them to relevant and related subject areas,
- 4) plan and deliver a production within a defined quality and budget framework,
- 5) assess practice-related and theoretical problems in connection with animation and production processes as well as substantiate and choose relevant solutions,
- 6) express themselves in a distinct visual language which clearly communicates its message, and
- 7) communicate practice-related and professional problems and solutions in the different stages of an animation production using the relevant vernacular as well as establishing professional communication with colleagues and customers.

Furthermore, the Bachelor of Animation, *Character Animation*, is able to

- 1) master specialized techniques within character animation, from traditional animation to digital 2D media and CGI animations as well as explore problems related to working with different distribution platforms, and
- 2) stage and pose characters, including utilizing acting theories in the performance of their characters.

Furthermore, the Bachelor of Animation, *Computer Graphic Artist*, is able to

- 1) master specialized techniques within 2D film, 3D film, game production and visual effects as well as explore problems related to working with different distribution platforms, and
- 2) analyze and implement a pipeline with a view to optimizing the work procedures of a production.

1.2.3. Competences

The Professional Bachelor in Animation should develop competence in:

- 1) independently and in cooperation with others manage the development of concepts, ideas and new graphic expressions within the animation media and reflect upon their intentions with the visual communication,
- 2) plan and carry out development tasks within the animation field, including combining knowledge and methods from animation technique, visual and graphic communication and assessing the relation between quality and resources with relation to a pre-defined framework,
- 3) independently form part of a professional and cross-functional collaboration, including giving and receiving professionally substantiated and constructive critique with regard to both work procedures and product,
- 4) identify their own learning needs and further develop their own skills and competencies within the various forms of expression and subject areas of the animation media, and within related subject areas, and
- 5) navigate flexibly, actively and innovatively in the professional field in an international and commercialized market and undertake responsibility within the framework of the professional ethics.

Furthermore, the Bachelor of Animation, *Character Animation*, is able to

- 1) keep the visual communication of a character within the framework of the overall production and within the framework of the narrative, and
- 2) examine and implement animation references which are relevant for the production they are working on.

Furthermore, the Bachelor of Animation, *Computer Graphic Artist*, is able to

- 1) keep the visual essence of the narrative they are working on with regard to the overall production and the framework of the narrative, and
- 2) examine and implement CG references which are relevant for the production they are working on.

2. Core areas of the program

The compulsory program elements (see section 3 below) are organized within six core areas covering the overall subject areas that students must work with to acquire the knowledge, skills and competences required to complete the Professional Bachelor's Program in Animation:

The Common program elements are organized with the following core areas:

1. Visual communication and presentation
2. Character Animation and Computer Graphic Arts
3. Animation production, technology and industry

The Character Animation program (CA) is organized within the following core areas:

1. 2D Character animation: Theory, methods and techniques
2. 3D Character animation: Theory, methods and techniques
3. Digitally based production processes for animators

The Computer Graphic Arts program (CGA) is organized within the following core areas:

1. Graphic and digital character development and design: Theory, methods and techniques
2. Graphic and digital environment development and design: Theory, methods and techniques
3. Digitally based production processes for CG artists

2.1. Visual Communication and Presentation

Visual communication and presentation is a fundamental skill in any visual media, not least Animation and CG Arts. The purpose of this core element is for students to acquire knowledge of visual communication as well as skills and competences to analyze and produce images related to animation productions across genres, tonalities and media formats.

2.1.1. Content

The core area includes:

- Research technique and method
- Design theory, methods and practice
- Story Development
- Storyboarding & Cinematic Design
- Previz
- Colour theory and practice
- Character Design
- Animation film and culture lectures and screenings
- Preproduction
- Layout
- Production Meetings
- Pitching

2.1.2. Learning objectives

Knowledge:

Students should acquire knowledge of:

- drawing and design methods, tools and processes
- perspective, construction and rendering in theory and practice
- how pictures communicate in a complex interaction between motive, composition and stylistics, etc.
- color theory
- best practice in relation to clarity in the visual storytelling.
- communicating a simple story clearly and evocatively in a live-action short film

- cinematic design, considering location, staging, camera, lighting, composition, and editing, to strengthen the visual storytelling of film.
- students will understand how to establish and maintain a "safe, creative environment" which encourages collaboration and the free exchange of ideas.
- the use referencing for characters and props/environments
- pacing and staging.
- analyzing film narrative structures.
- tools to explore their own narrative ideas classically, minimally or more abstractly.
- to give the students both theory and practice with editing and the affect it has on the film.
- how to create a narrative that relates to the 5 minute short film format. Going from feature to short.

Skills:

Students should acquire the skills to:

- how to create a narrative that relates to the 5 minute short film format. Going from feature to short.
- master advanced drawing and employ methods for maintaining and sharpening their drawing skills
- transfer approaches and methods used in connection with observation drawing to develop and draw their own motives
- study, imitate and learn from trendsetting designers within the field of animation, vfx and games.
- use form and research-based methods for designing visual elements – character, environments and props.
- Use color to communicate a tool and/or mood
- develop an idea for film or interactive media project
- develop the story's structure
- create a one-sheet for the project
- create a successful pitch
- implement an overall plot structure in concrete scenes which are concise and expressive.
- visual genre and stylistic tools to ensure optimal communication of the themes of their story.
- use the pipeline set up, organized folder structure and proper naming convention.
- create a previz and in preparation to the ongoing courses.

Competences:

Students should develop competence to:

- through hands on experience, develop the passion for going outside of their comfort zone, finding holes in their knowledge, skillset and abilities they would like to develop.
- visualize their own and others' messages using a high level of drawing skills
- adopt an analytical perspective to drawing and composition that makes it possible for them to identify and correct weaknesses of a craft and communicative nature in their own or others' drawings.
- analyze genre, medium, and format of the class in an open meeting session
- give feedback to each other's development projects
- understand how to use cinematography as a tool for strong storytelling
- utilize previz to set up and iterate a 3d production

2.1.3. ECTS credits

The core area is equivalent to 20 ECTS. The total ECTS credits of the course program are 210 ECTS.

2.2. Character Animation and Computer Graphic Arts

The objective of this core element is for the students to be introduced to the history, technique, platforms and culture of Character Animation and Computer Graphic Arts. Viewing relevant works, students will learn methods for analysis of animation related media, such as film, computer games and VR, in regards to story, sound, technique, methods and cultural trends. Students will strengthen their visual reflection and

acquisition of knowledge translating their understanding in their own works in different genres and for various media aimed at a diverse group of target audiences.

2.2.1. Content

The core area includes:

- Historical developments and relevance of the animation movements and trends
- Analysis of platforms, their development and relevance
- Animation culture as it relates to the past, present and future
- Film movements and their relevance
- Ways of telling stories within the animation media
- Film Analysis, Genre, Tone, Technique and Work methods
- Sound Design and Music

2.2.2. Learning objectives

Knowledge:

Students should acquire knowledge of:

- the history of the animation and CG medium and its background
- current and past production technologies and their influence on the animation and CG medium
- various platforms used in animation and CG medium
- film analysis theory and methods in relation to animation and CG media
- storytelling theory and methods in relation to animation and CG media
- sound design theory and methods relevant for animation and CG media
- the relation of sound and image in an audiovisual work
- role of audience/target audience in storytelling and audiovisual work
- genre, tone, theme and target audience
- master and peer contemporary works within the animation and CG medium
- current tools applied by the animation and CG artists to achieve their styles

Skills:

Students should acquire the skills to:

- include animation and CG art history, contemporary and peer work as reference in regards of director's voice, narrative style and visual style
- apply animation and CG art history for research, reference and inspiration in their own creative process
- analyze and include relevant technologies and methods suitable for the respective production
- select and apply work methods and production tools suitable for the relevant animation media
- analyze the work they produce in relation to the current cultural trends in the international and commercial animation industry
- apply filmmaking knowledge in creating animation and CG art in different genres and for various platforms
- develop their own individual voice as artists and craftsmen, and innovate the animation and CG art media
- consider the audience/ target audience in relation to the production

Competences:

Students should develop competence to:

- create animation and CG art within the context of contemporary and historical use of the medium in a reflective, analytical and creative way
- explore beyond what has been done to find their own voice or innovation of the media
- research and apply relevant industry standards and practices
- adapt their skillset to various platforms and media

2.2.3. ECTS credits

The core area is equivalent to 10 ECTS. The total ECTS credits of the course program are 210 ECTS.

2.3. Animation Production, Technology and Understanding of the Industry

The objective of this core element is for the students to acquire basic knowledge and skills for defining, implementing and evaluating an animation production, including planning methodology, media technique and technology while also considering economy. Furthermore, students will become familiar with industry standards and best practices, as well as short comings and potential areas for development.

2.3.1. Content

The core area includes:

- Production planning, economy, resources and time management
- Media technique and technology
- Computer-based tools – software
- Pipeline, workflow and folder structure
- Shot Production
- Collaboration
- Introduction to business
- Preparing for recruiting
- Network building
- Entrepreneurship - designing your career
- Internship preparation; intention, cover letter, resume, and portfolio,
- Negotiating contracts & salaries
- Working with clients; bidding on a job, invoicing etc.
- Business development and brand, the next steps.
- Marketing, distribution and press kits.

2.3.2. Learning objectives

Knowledge:

Students should acquire knowledge of:

- the language of storyboard in theory and in practice
- layout theory and practice
- narrative genres, tools and strategies
- best practice in relation to working processes for preproduction and planning from introduction to advanced.
- the importance of research and references which supports the film's genre, tone and/or mood
- visual development, mise-en-scène, cinematic design
- going from beats to boards
- storyboard and visual development their influence on each other

Skills:

Students should acquire the skills to:

- follow a structured workflow for a concrete animation project
- analyze and create storyboard, animatic and edit to communicate the genre, tone and theme
- analyze and create visual development to communicate the genre, tone and theme
- produce a layout for a 2d shot
- give estimates of their worktime and track their progress
- take on a preproduction role based on their skillsets and the team's needs
- how to follow the naming convention and folder structure to work collaboratively with data management and eventually how to adapt these to their specific project
- create a story based on a brief and for a specific children's target audience
- create preproduction based on a selected original idea from the class
- present their project at presentations
- how to write an analysis of the project and reflection on their work
- hold a constructive mid & post-mortem to learn from the experience
- create production ready assets for the next phase of production

Competences:

Students should develop competence to:

- perform storyboard and/or visual development using a reflective approach to visual storytelling

- importance of making decisions in order to move forward in production
- set and meet deadlines on the basis of a structured working process
- balance artistic choices with economy
- create and analyze the teams group work protocol and their role
- how to collaborate with the various roles on production
- collaborate, delegate and communicate clearly within a group

2.3.3. ECTS credits

The core area is equivalent to 35 ECTS. The total ECTS credits of the course program are 210 ECTS.

2.4. CA – 2D Character Animation: Theory, Method and Techniques

The objective of this core element is for the Character Animation students to be introduced to the principles of animation, and taught to analyze and implement 2d animation from physics-based to stylized as the contents progress. All phases of a 2d animated scene will be thoroughly researched and applied from planning to finished keys, inbetweening to clean-up and color. Students will gain insight into the work methods, in order to develop their own workflow, draftsmanship, and eventually their staging of scene as they work with more complex character's performance.

2.4.1. Content

The core area includes:

- Construction drawing for animation
- Analysis of the animation principles in 2d and basic animation exercises to explore those
- Development of animation workflow, pose to pose, straight ahead and blending of methods
- Thumbnailing; planning the shot
- Working with keys, breakdowns, inbetweening and clean up.
- Physicality and Acting in 2d animation
- Rhythm, sound and music in animation
- Animation Stylization: Analysis, development and execution of an animation style
- Following direction of an animation style on an animation team.
- Methods for working with monologue in 2d animation
- Character interaction in 2d animation scenes.

2.4.2. Learning objectives

Knowledge:

Students should acquire knowledge of:

- drawing for animation
- the basic animation principles
- the various animation workflows relevant for 2d animation
- the various 2d animation phases: planning, staging, key drawings, breakdowns, inbetweening and clean up and coloring stage
- how physicality and acting principles translates into animation
- how rhythm, sound and music relates to an animated image/scene
- how to develop and adapt to a character design and animation style
- following direction on 1:1 with director/teacher and in a team with collaborators/classmates
- working with monologue and lip-sync in 2d animation
- working with two and/or multiple characters in 2d animation scenes

Skills:

Students should acquire the skills to:

- apply and develop their draftsmanship
- plan and execute the animation scene from thumbnails to clean up and coloring stage
- analyze, develop and apply the relevant 2d animation workflow method
- analyze their work in relation to the applied theory and practice of 2d animation
- give and receive constructive criticism
- apply and explore physicality principles relevant for 2d animation in order to portray the intended

- movement of characters
- apply and explore acting principles relevant for 2d animation in order to portray an emotion/attitude of the character
- explore rhythm, sound and music in animation for the intended emotional impact on audience
- develop and/or adapt to various character designs and animation styles relevant for the production
- follow the direction on 1:1 and/or in production teams
- animate a 2d scene with character's speech
- animate a 2d scene with interacting characters

Competences:

Students should develop competence to:

- develop an idea for an animation scene in accordance with the assignment brief, analyzing the quality and ambition level vs. available time and resources
- formulate learning objectives in relation to the curricula and own developmental goals
- plan and carry out an animation scene in accordance with the relevant industry standards and practices
- select and apply a relevant workflow method for the respective production
- work in a team following the direction and collaborating with team members

2.4.3. ECTS credits

The core area is equivalent to 35 ECTS. The total ECTS credits of the course program are 210 ECTS.

2.5. CA – 3D Character Animation: Theory, Method and Techniques

The objective of this core element is for the Character Animation students to translate their 2d animation knowledge and skillset to the 3d media. Students will be introduced to the theory, methods and workflows of 3d characters animation. There will be a focus on physics, truth to materials and the benefits to working in 3d animation. Students will gain knowledge and skills to work with complex staging and posing for advanced animation scenes from start to finish. Furthermore, working with 3d animation will strengthen the understanding of movement of form and shape in 3d space for 2d animation.

2.5.1. Content

The core area includes the following elements:

- Analysis of the animation principles in 3d and basic animation exercises to explore those
- Physicality and Acting in 3d animation
- Thumbnailing; planning the shot for 3d animation
- Development of animation workflow
- Analysis of the graph editor
- Character development and character specific traits
- FK and IK joints and handle constraints.
- Cinematography, lenses, staging and posing.
- Facial animation and expressions in 3d.
- Introduction to modeling and rigging for props and previz
- Quadraped animation
- 3d polish
- Methods for working with Monologue/Dialogue in 3d animation
- Character interaction in 2d animation scenes.

2.5.2. Learning objectives**Knowledge:**

Students should acquire knowledge of:

- the basic animation principles applied in 3d animation
- the various animation workflows relevant for 3d animation
- the basic components of industry standard 3d animation software

- 3d animation software
- the various 3d animation phases: planning, thumbnailing, blocking, splining and polishing
- how physicality and acting principles translates into 3d animation
- how rhythm, sound and music relates to an animated image/scene
- how to develop and adapt to a character model, rig and animation style
- following direction 1:1 with director/teacher and in a team with collaborators/classmates
- working with monologue and lip-sync in 3d animation
- working with two and/or multiple characters in 3d animation scenes

Skills:

Students should acquire the skills to:

- apply and develop their gesture drawing
- analyze, plan and execute a 3d animation scene from thumbnails to polish
- analyze, develop and apply the relevant 3d animation workflow method
- analyze their work in relation to the applied theory and practice of 3d animation
- give and receive constructive criticism
- apply and explore physicality principles relevant for 3d animation in order to portray the intended movement of characters
- apply and explore acting principles relevant for 3d animation in order to portray an emotion/attitude of the character
- explore rhythm, sound and music in animation for the intended emotional impact on audience
- develop and/or adapt to various character designs, rig set ups and animation style relevant for the production
- follow the direction on 1:1 and/or in production teams
- animate a 3d scene with character's speech
- animate a 3d scene with interacting characters

Competences:

Students should develop competence to:

- develop an idea for the animation scene in accordance with the assignment, analyzing the quality and ambition level vs. available time and resources
- set their own learning goals in relation to the outlined learning objectives of the curriculum and their own career goals
- plan and carry out an animation scene in accordance with the relevant industry standards and practices
- select and apply a relevant workflow method for the respective production
- work in a team following the direction and collaborating with team members
- set and meet deadlines on the basis of a structured working process

2.5.3. ECTS credits

The core area is equivalent to 25 ECTS. The total ECTS credits of the course program are 210 ECTS.

2.6. CA - Digital Based Production Process for Animators

The objective of this core element is for the Character Animation students to begin with is to gain knowledge of the software and pipeline for animation production from the point of view of the animator. Later in their education, students will work on a collaborative project, in which they will create prototypes, analyzing their animation production from research and development to preproduction, to production and post, considering resources, pipeline, style and methods. They will work with in the team to develop produce the shots with a consistent style and character arc within the animation, related to the story development within the edit. In some cases this may relate to a film or interactive media.

2.6.1. Content

- Animation software interface and workflows for productions
- Animation and character design research and development
- Planning for animation
- Animation production meetings

- Animation shot production
- Animation finish

2.6.2. Learning objectives

Knowledge:

Students should acquire knowledge of:

- preparation, planning and management methods and tools for animation production
- animation software interface and workflows for productions
- project resources, R & D, working with director and/or story and design teams to analyze and develop the edit and design to implement the animation style within the economic framework
- animation tests and style development: defining style and workflow in relation to tone and genre and resources
- creating an animation bible, model, pose, expression sheets for production
- rig testing and communication with the character TD
- working as an animation team to develop consistent characters within the animation style and content of the story and character's arc
- working within the animation team to develop a workflow of production meetings for reviews of the edit and critique of the work
- animation finish, adding the sublet details and level of polish within the framework of the production style and resources
- character and performance engineering: how character design effects animation style and vice versa

Skills:

Students should acquire the skills to:

- further development of existing skillset in animation
- make test animations to develop the style: defining style and workflow in relation to tone and genre and resources
- create and/or follow the direction of an animation bible, model, pose, expression sheets for production
- rig test and communicate with the character TD
- to deliver a consistent animation finish, adding the sublet details and level of polish within the framework of the production style and resources
- create character designs that work for the performance required

Competences:

Students should develop competence to:

- plan and hold animation team meetings
- analyze and develop the edit and design to implement the animation style, defining the priority of the resources and time for the shots
- analyze their shots to complete the animation for the deadline
- work as an animation team to develop consistent characters within the animation style and content of the story and character's arc

2.6.3. ECTS credits

The core area is equivalent to 15 ECTS. The total ECTS credits of the course program are 210 ECTS.

2.7. CGA - Graphic and Digital Character Development and Design: Theory, Methods and Techniques.

The objective of this core element is for the CG Art students, to gain knowledge of the aesthetic, technical and collaborative aspects of character development, design and execution of assets. The purpose of the program element is for students to develop skills to plan, analyze and produce characters for a variety of different styles and medias in various contexts. Students will strengthen their skills for character development and design as well as related task for implementing their assets in an animation productions as part of a production team.

2.7.1. Content

- Anatomy of biped and quadruped characters
- Character Design for 3d character assets, translation from 2d to 3d
- Character development
- Modeling and Sculpting workflow and technique for bipeds and quadrupeds
- Character design and rig set up in relation to animation style and performance
- UV mapping workflow and technique
- Concept Design

2.7.2. Learning objectives**Knowledge:**

Students should acquire knowledge of:

- understanding how to implement reference resources
- anatomy of bipeds and animals
- designing characters and considerations for translating the designs from 2d to 3d
- awareness of how the characters design is influenced by the environment
- the basic principles applied in workflow of modeling and sculpting
- the various modeling and sculpting workflows relevant for characters
- UV mapping workflows and techniques
- texturing techniques
- how to develop and adapt to a character design, and rig set up to an animation style
- following direction 1:1 with director/teacher and in a team with collaborators/classmates
- basic planning, pipeline and management of a character asset

Skills:

Students should acquire the skills to:

- implement the use of reference resources
- design characters and consider the translation of the designs from 2d to 3d
- plan, develop, analyze, and apply a relevant character workflow in CG
- create texturing for a character asset
- analyze, develop and apply texturing workflows focused on a combination between painting and photo bashing and how to do effective layering
- analyze, develop and apply and work efficiently with the relation between topology, UV and texturing maps
- analyze and apply low, mid and high frequency details and where to generate what within a modeling and texturing workflow
- plan, pipeline and management of a character asset
- give and receive constructive criticism
- follow the direction on 1:1 and/or in production teams

Competences:

Students should develop competences to:

- develop an idea for a character in accordance with the assignment brief or project style guide, analyzing the quality and ambition level vs. available time and resources
- formulate learning objectives in relation to the curricula and own developmental goals
- plan and carry out an character asset in accordance with the relevant industry standards and practices
- select and apply a relevant workflow method for the respective production
- work in a team following the direction and collaborating with team members
- set and meet deadlines on the basis of a structured working process

2.7.3. ECTS credits

The core area is equivalent to 25 ECTS. The total ECTS credits of the course program are 210 ECTS.

2.8. CGA - Graphic and Digital Environment Development and Design: Theory, Methods and Techniques

The objective of this core element is for the CG Art students to gain knowledge of the aesthetic technical and collaborative aspects of environment development, design and implementation of assets. The

purpose of the program element is for students to develop skills to analyze, plan and produce environments for a variety of different styles and medias in various contexts. Students will strengthen their skills for environment development and design as well as related task for implementing their assets in an animation productions as part of a production team.

2.8.1. Content

- Workflow with in a 3d software
- Environment development and design
- Props design
- Materials design
- Modeling and UV mapping environments techniques and workflows
- Analyzing hard surface vs. organic modeling
- Texturing props and environments
- Light Materials
- Look Development; Translation of production design to 3d environment
- Shade, Light, Render and Compositing
- Projection analysis and workflow for 2½d
- Set dressing
- Working with live-action environments
- Working with HDRI and photogrammetry sets to match and simulate lighting conditions from a live-action environment
- Procedural shading vs. texturing
- Multi-pass compositing, recreating the beauty-pass in comp
- Integration techniques for CG elements to match a live-action environment
- Render engines and how they work

2.8.2. Learning objectives

Knowledge:

Students should acquire knowledge of:

- understanding how to implement reference resources
- development and designing for environments
- workflow, methods and translation for working with 2d, 2½d and 3d environments
- awareness of how the environment design is influenced by the characters performance; setting the stage
- procedural shading and how that can supplement texturing
- how to simulate lighting conditions in various settings from 2d, 2½d, full cg and live-action
- how to set-up render passes from a 3d software
- how a render engine works with aim on efficiency and quality in renders
- 3D render passes and how they can be utilized in compositing
- how to setup up a multi-pass compositing – with focus on recreating the beauty-pass in comp to allow for maximum flexibility and efficiency in compositing
- understanding compositing integration techniques to match a live-action environment
- following direction 1:1 with director/teacher and in a team with collaborators/classmates
- basic planning, pipeline and management of a character asset

Skills:

Students should acquire the skills to:

- implement the use of reference resources
- design environments and consider the translation of the designs from 2d, 2½d, 3d and live action integration
- plan, develop, analyze, and apply a relevant environment workflow in cg
- analyze, develop and apply procedural shading
- simulate lighting conditions in various settings from 2d, 2½d, full cg and/or live-action
- setting up render passes
- work with a render engine efficiently while preserving quality
- analyze and apply with 3D render passes efficiently for compositing
- analyze and apply with a multi-pass compositing setup - with focus on recreating the beauty-pass in comp to allow for maximum flexibility and efficiency in compositing

- work with compositing integration techniques to match a live-action environment
- plan, pipeline and management of an environment asset
- give and receive constructive criticism
- follow the direction on 1:1 and/or in production teams

Competences:

Students should develop competence to:

- develop an idea for an environment in accordance with the assignment brief or project style guide, analyzing the quality and ambition level vs. available time and resources
- formulate learning objectives in relation to the curricula and own developmental goals
- plan and carry out an environment asset in accordance with the relevant industry standards and practices
- select and apply a relevant workflow method for the respective production
- work in a team following the direction and collaborating with team members
- set and meet deadlines on the basis of a structured working process

2.8.3. ECTS credits

The core area is equivalent to 30 ECTS. The total ECTS credits of the course program are 210 ECTS.

2.9. CGA - Digital Based Production Process for Computer Graphic Artists

The objective of this core element is for the CG Art students, to begin with gaining knowledge of the software and pipeline of animation production from the point of view of the CG Artist. Later in their education, the students will work on a collaborative project in which they will create prototypes, analyzing the production, researching and developing of the CG aspects. Flowing through with preproduction planning, to CG shot production and post-production, considering resources, pipeline, style and methods. They will work within a team to develop and produce the shots with a consistent style, related to the arc of the tone of the story development within the edit. In some cases this may relate to a film or interactive media.

2.9.1. Content

- CG software interface and workflows for production
- CG and visual design research and development
- Planning look development
- CG shot production
- CG production meetings
- Post-production

2.9.2. Learning objectives**Knowledge:**

Students should acquire knowledge of:

- preparation, planning and management methods and tools for CG production
- CG software interface and workflows for productions
- project resources, R & D, working with director and/or story and design teams to analyze and develop the edit and design to implement the visual style within the economic framework
- look tests and style development: defining style and workflow in relation to tone and genre and resources
- creating an style guide for the production
 - rig testing and communication with the animators
 - working as a CG team to develop a consistent look within the visual style and content of the story and character's arc
 - working within the CG team to develop a workflow of production meetings for reviews of the edit and critique of the work
 - post production, adding the sublet details and level of polish within the framework of the production style and resources
 - character and performance engineering: how rig set up effects animation style and vice versa

Skills:

Students should acquire the skills to:

- further development of existing skillset in CG Arts
- make visual look tests to develop the style: defining style and workflow in relation to tone and genre and resources
- create and/or follow the direction of a style guide for production
- rig test and communicate with the animators
- to deliver a consistent post-production, adding the sublet details and level of polish within the framework of the production style and resources
- create a character rig that works for the performance required

Competences:

Students should develop competence to:

- plan and hold CG team meetings
- analyze and develop the edit and design to implement the visual style, defining the priority of the resources and time for the shots
- analyze their shots to complete the CG tasks for the deadline
- work as an CG team to develop consistent character and environment assets within the visual style and content of the story and character's arc

2.9.3. ECTS credits

The core area is equivalent to 20 ECTS. The total ECTS credits of the course program are 210 ECTS.

3. Common Compulsory program elements

3.1. Animation and Film Studies 1 – core area: Character Animation and CG Arts

Students will be introduced to animation history and techniques from most primitive developments to contemporary work. The major historical, cultural themes and film movements will be brought to light and discussed. Film genres and styles will be explored through format of linear and non-linear storytelling, experimental and abstract storytelling, animated documentary, and VR-360 degree storytelling.

3.1.1. Content

The program elements covers:

- Animation history from cave painting to current day
- Main works and how they use the potential of the animated medium
- Masters of the medium and their working methods
- Ways of using narrative structures
- Film movements and themes in relation to culture

3.1.2. Learning objectives

Knowledge:

Students should acquire knowledge of:

- the history of the animation and CG medium and its background
- the tools applied by the animation and CG medium in a historical context
- production technologies used through time and their influence on the animation and CG medium
- genre, tone, theme and target audience
- narrative structures
- cultural relevance of animated and film movements

Skills:

Students should acquire the skills to:

- include animation and CG art history in the creative process when using elements of style, references or other elements
- perform and apply research into animation productions of the past and use this as a basis for addressing their own production's needs

Competences:

Students should develop competence to:

- create animation and CG art using the history of the medium in a well-considered manner.
- explore beyond what has been done to find their own voice or innovation of the media

3.1.3. ECTS credits

The program element is equivalent to 5 ECTS of the total 210 ECTS of the course program.

3.1.4. Exams

The learning objectives of the program element are tested at the 1st year exam after the end of the 2nd semester (for more details on Exams, see section 11.1.)

It is a prerequisite for taking part in the exam that the participation requirement for this program element has been complied with. In this program element, students must take part in all scheduled lessons (see section 12.4. for more details on attendance and participation requirements).

3.2. Drawing and Design - core area: Visual Communication and Presentation

Strong drawing and design skills enabling students to create the exact expression desired for a specific visual story are essential to all other activities and courses of the BA Program in Animation. Therefore, drawing and design are a focus area in the first part of the course program.

The objective of this program element is:

- 1) that students acquire tools and methods to create observation drawings at a high technical level
- 2) that students acquire knowledge of a number of drawing techniques and tools and learn to master them, and
- 3) that students develop their knowledge, skills and competences within design theory and practice in order to utilize and expand upon them in following assignments and productions.

3.2.1. Content

The program element includes the Jam Project: 2d film on the fly, construction, perspective, rendering, the elements of design theory, picture composition, color and key shot studies.

3.2.2. Learning objectives

Knowledge:

Students should acquire knowledge of:

- 2d animation filmmaking drawing and design methods, tools and processes
- perspective, construction and rendering in theory and practice
- how pictures communicate in a complex interaction between motive, composition and stylistics, etc.
- Color theory

Skills:

Students should acquire the skills to:

- master advanced drawing and employ methods for maintaining and sharpening their drawing skills
- transfer approaches and methods used in connection with observation drawing to develop and draw their own motives
- study, imitate and learn from trendsetting designers within the field of animation, vfx and games.
- use form and research-based methods for designing visual elements – character, environments and props.
- Use color to communicate a tool and/or mood

Competences:

Students should develop competence to:

- Through hands on experience, develop the passion for going outside of their comfort zone, finding holes in their knowledge, skillset and abilities they would like to develop.
- visualize their own and others' messages using a high level of drawing skills
- adopt an analytical perspective to drawing and composition that makes it possible for them to identify and correct weaknesses of a craft and communicative nature in their own or others' drawings.

3.2.3. ECTS credits

The program element is equivalent to 10 ECTS. The total ECTS credits of the course program are 210 ECTS.

3.2.4. Exams

The learning objectives of the program element are tested at the 1st semester test review after the end of the 1st semester (for more details on Exams, see section 11.1.).

It is a prerequisite for taking part in the exam that the participation requirement for this program element has been complied with. In this program element, students must take part in all scheduled lessons (see section 12.4. for more details on attendance and participation requirements).

3.3. Preproduction Methods and Workflow 1 – core area: Animation Production, Technology and Industry

Animation is a complex form of expression, thorough planning in preproduction is required to make a production that communicates clearly and dynamically the genre, tone and theme. Understanding the tools of preproduction as a blue print for the project is the aim of this core area. Furthermore, production collaboration, organization and management theory and tools will be introduced.

The objective of this program element is for students to become familiar with all the processes involved in preproduction of an animated production – thumbnailing, storyboard, animatic, edit, sound, layout, visual development,, etc. as well as how to organize the team through this process.

3.3.1. Content

The program element covers:

- Storyboard, visual development, layout: how they influence each other?
- Systematic approaches to planning and creating an animation production
- Defining the pre-production roles, their responsibilities, connection and cross over.

3.3.2. Learning objectives

Knowledge:

Students should acquire knowledge of:

- the language of storyboard in theory and in practice
- layout theory and practice
- narrative genres, tools and strategies
- best practice in relation to working processes for preproduction and planning
- the importance of research and references which supports the film's genre, tone and/or mood

Skills:

Students should acquire the skills to:

- follow a structured workflow for a concrete animation project
- analyze storyboard, animatic and edit to communicate the genre, tone and theme
- analyze visual development to communicate the genre, tone and theme
- produce a layout for a 2d shot
- follow a 2d pipeline, folder structure and production plan
- give estimates of their worktime and track their progress
- take on a production role based on their skillsets and the team's needs
- how to follow the naming convention and folder structure to work collaboratively with data management
- create a story based on a brief and for a specific children's target audience
- present their project as presentations
- how to write an analysis of the project
- hold a constructive post-mortem to learn from the experience

Competences:

Students should develop competence to:

- perform storyboard and/or visual development using a reflective approach to visual storytelling
- importance of making decisions in order to move forward in production
- set and meet deadlines on the basis of a structured working process
- balance artistic choices with economy
- create and analyze the teams group work protocol and their role

- collaborate, delegate and communicate clearly within a group

3.3.3. ECTS credits

The program element is equivalent to 5 ECTS of the total 210 ECTS of the course.

3.3.4. Exams

The learning objectives of the program element are tested at the following exams: The 1st year exam at the end of the 2nd semester (for more details on Exams, see section 11.1.).

It is a prerequisite for taking part in the exam that the participation requirement for this program element has been complied with. In this program element, students must take part in all scheduled lessons (see section 12.4. for more details on attendance and participation requirements).

3.4. Animation and Film Studies 2 – core area: Character Animation and CG Arts

Contemporary Animated and CG films, commercials and student films will be screened, their themes and motifs will be analyzed and discussed, considering the possible intention of the directors and target audience, discussing the subjective reception of the films. Furthermore, we will consider how contemporary filmmakers reference and develop on the movements of the past.

3.4.1. Content

The program elements covers:

- Animation history from cave painting to current day
- Main works and how they use the potential of the animated medium
- Masters of the medium and their working methods
- Ways of using narrative structures
- Film movements and themes in relation to culture

3.4.2. Learning objectives

Knowledge:

Students should acquire knowledge of:

- master and peer contemporary works within the animation and CG medium
- the current tools applied by the animation and CG artists to achieve their styles
- current production technologies utilized in the contemporary works
- genre, tone, theme and target audience
- narrative structures
- cultural relevance of animated and film movements

Skills:

Students should acquire the skills to:

- utilize animation and CG art contemporary and peer work as reference in regards of director's voice, narrative style and visual style
- perform and apply research into animation productions of the past and use this as a basis for addressing their own production's needs

Competences:

Students should develop competence to:

- create animation and CG art within the context of contemporary work in a well-considered manner.
- explore beyond what has been done to find their own voice or innovation of the media

3.4.3. ECTS credits

The program element is equivalent to 5 ECTS of the total 210 ECTS of the course program.

3.4.4. Exams

The learning objectives of the program element are tested at the 2nd year exam after the end of the 4th semester (for more details on Exams, see section 11.1.)

It is a prerequisite for taking part in the exam that the participation requirement for this program element has been complied with. In this program element, students must take part in all scheduled lessons (see section 12.4. for more details on attendance and participation requirements).

3.5. Visual Storytelling, Cinematography and Previz – core area: Visual Communication and Presentation

The objective is for students to acquire knowledge and practice in visual storytelling, cinematography and previz. The students will work with both live action and 3d animation filmmaking, getting the idea across both technically with clear staging, editing and screen direction as well as artistically, using the visual language to convey the strongest feeling of the intention of the film.

3.5.1. Content

The program elements covers:

- Visual storytelling
- Basic dramaturgy, including narrative dynamics and structure
- Cinematography – Cinematic Design
- Previz

3.5.2. Learning objectives

Knowledge:

Students should acquire knowledge of:

- best practice in relation to clarity in the visual storytelling
- communicating a simple story clearly and evocatively in a live-action short film
- cinematic design, considering location, staging, camera, lighting, composition, and editing, to strengthen the visual storytelling of film
- students will understand how to establish and maintain a “safe, creative environment” which encourages collaboration and the free exchange of ideas
- the use referencing for characters and props/environments
- pacing and staging

Skills:

Students should acquire the skills to:

- implement an overall plot structure in concrete scenes which are concise and expressive
- visual genre and stylistic tools to ensure optimal communication of the themes of their story
- use the pipeline set up, organized folder structure and proper naming convention
- create a previz and in preparation to the ongoing courses

Competences:

Students should develop competence to:

- understand how to use cinematography as a tool for strong storytelling
- utilize previz to set up and iterate a 3d production

3.5.3. ECTS credits

The program element is equivalent to 5 ECTS. The total ECTS credits of the course program are 210 ECTS.

3.5.4. Exams

The learning objectives of the program element are tested at the 3rd semester test after the end of the 3rd semester (for more details on Exams, see section 11.1.)

It is a prerequisite for taking part in the exam that the participation requirement for this program element has been complied with. In this program element, students must take part in all scheduled lessons (see section 12.4. for more details on attendance and participation requirements).

3.6. 3D Production Methods, Roles, Collaboration and Entrepreneurship – core area: Animation Production, Technology and Industry

The objective of the program element is for students to acquire knowledge and tools to work collaborative on productions together. Students will be introduced to collaboration theories and methods and through practical engagement in roles will gain experience and feedback to develop their abilities. There will be an introduction to the asset production pipeline for real-time engine. The main focus will be on how to produce optimized assets and importing them for real-time render engine project. Furthermore, students will begin to familiarize themselves with the industry studio presentations and interviews.

3.6.1. Content

The program element covers:

- Defining the roles on a 3d production
- Collaborative theories and methods
- Production meeting structures
- 3d production methods, pipeline and folder structure
- Realtime flow for asset optimization and importing
- Familiarization and networking with the industry

3.6.2. Learning objectives

Knowledge:

Students should acquire knowledge of:

- roles on a 3D production and the required skills and competence
- work methods of a realtime render production
- how to collaborate with the various roles
- how to cultivate and maintain a
- how the industry operates; what skills they look for? How they recruit and hire?
- best practice for 3d production workflow and planning

Skills:

Students should acquire the skills to:

- communicate constructive and successfully with their team members
- give feedback to their team members
- how to hold constructive production meetings and dailies
- interpersonally reflect on their own professionalism and collaborative abilities
- follow a 3d pipeline, folder structure and production plan
- optimize, import and trouble shoot assets for a realtime production
- give estimates of their worktime and track their progress
- navigate and research the industry

Competences:

Students should develop competence to:

- begin to see themselves and their work in content of the needed of the industry
- navigate professionally within a production team
- create and analyze the teams group work protocol and their role
- understanding the connection of creative and technical choices in relation to the group's economy
- Keeping an overview of the shots and assets in the breakdowns

3.6.3. ECTS credits

The program element is equivalent to 5 ECTS. The total ECTS credits of the course program are 210 ECTS.

3.6.4. Exams

The learning objectives of the program element are tested at the 2nd year exam at the end of the 4th semester (for more details on Exams, see section 11.1.).

It is a prerequisite for taking part in the exam that the participation requirement for this program element has been complied with. In this program element, students must take part in all scheduled lessons (see section 12.4. for more details on attendance and participation requirements).

3.7. Story Development and Pitching – Visual Communication and Presentation

The students will gain an understanding of story structure across different film formats. We will examine story structure for feature film and how it relates to the structure of shorter film formats. This will better enable the students to think analytically, giving them tools to explore their own narrative ideas either classically, minimally or more abstractly.

This will carry over into the ingredients of an effective pitch, components of a One Sheet, and provides opportunities for students to further develop their stories for pitching, through logline development, and story development workshops. Students not pitching have a vital role to play in the story development and pitch sessions to provide feedback and help their peers strengthen the stories from which the 3rd year projects will be selected.

3.7.1. Content

The program element covers:

- Narrative structure: feature to short
- How the aesthetics both visual (design, color, composition, lighting) and temporal (staging, editing, pace, duration.) either strengthen or weaken the narrative
- Linear, minimal and abstract editing
- Story development
- Logline development
- Creating One Sheets
- Pitch development

3.7.2. Learning objectives**Knowledge:**

Students should acquire knowledge of:

- analyzing film narrative structures.
- tools to explore their own narrative ideas classically, minimally or more abstractly.
- To give the students both theory and practice with editing and the affect it has on the film.
- How to create a narrative that relates to the 5 minute short film format. Going from feature to short.

Skills:

Students should acquire the skills to:

- develop an idea for film or interactive media project
- develop the story's structure
- create a one-sheet for the project
- create a successful pitch

Competences:

Students should develop competence to:

- analyze genre, medium, and format of the class in an open meeting session
- give feedback to each other's development projects

3.7.3. ECTS credits

The program element is equivalent to 5 ECTS. The total ECTS credits of the course program are 210 ECTS.

3.7.4. Exams

The learning objectives of the program element are tested at the 2nd year exam after the end of the 4th semester (for more details on Exams, see section 11.1.)

It is a prerequisite for taking part in the exam that the participation requirement for this program element has been complied with. In this program element, students must take part in all scheduled lessons (see section 12.4. for more details on attendance and participation requirements).

3.8. Preproduction Methods and Workflow 2 – core area: Animation Production, Technology and Industry

This program element building from the previous, the students will have the opportunity to develop and create a production that communicates clearly and dynamically the genre, tone and theme. The next level of collaboration, organization and management theory and tools will be researched, utilized and evaluated.

The objective of this program element is for students to become knowledgeable with all the processes involved in preproduction of an animated production, in order to work with colleagues in various roles. Students will become proficient with one or more area of preproduction and deliver their tasks in a production ready state to the next phase of production in a timely manner.

3.8.1. Content

The program element covers:

- Preproduction of the 3rd year production: storyboard and visual development
- Systematic approaches to planning and creating an animation production
- Collaboration: connection and cross over
- Cinematic design, theory and practice

3.8.2. Learning objectives**Knowledge:**

Students should acquire knowledge of:

- the language of storyboard in theory and in practice
- visual development, mise-en-scène, cinematic design
- going from beats to boards
- storyboard, visual development their influence on each other.
- narrative genres, tools and strategies
- more in depth working processes for preproduction and planning
- the importance of research and references to development of their own original film's genre, narrative and visual style
- working with sound design

Skills:

Students should acquire the skills to:

- structure a workflow for a concrete animation project
- analyze and create storyboard, animatic and edit to communicate the genre, tone and theme
- analyze and create visual development to communicate the genre, tone and theme
- adapt their pipeline, folder structure and production plan from the given standards and work successfully as a team with them.
- give estimates of their worktime and track their progress
- analyze and balance the complexity, style and ambition with the resources and time available for the production
- present their project as presentations

- how to write an analysis and a reflection on their work
- hold a constructive meeting, feedback sessions and mid-mortem to learn from the experience

Competences:

Students should develop competence to:

- perform storyboard and/or visual development using a reflective approach to visual storytelling
- importance of making decisions in order to move forward in production
- balance artistic choices with economy
- set and meet deadlines on the basis of a structured working process
- create, analyze and edit as needed the teams group work protocol and their role
- collaborate, delegate and communicate clearly within a group, giving and receiving constructive feedback

3.8.3. ECTS credits

The program element is equivalent to 10 ECTS of the total 210 ECTS of the course.

3.8.4. Exams

The learning objectives of the program element are tested at the following exams: at the 3rd year exam at the end of the 6th semester (for more details on Exams, see section 11.1).

It is a prerequisite for taking part in the exam that the participation requirement for this program element has been complied with. In this program element, students must take part in all scheduled lessons (see section 12.4. for more details on attendance and participation requirements).

3.9. Production Methods and Workflow – core area: Animation Production, Technology and Industry

This program element builds from the previous, the students continue on to the next stage in their production. They will translate their preproduction into production assets and shots that communicate their intention. Collaboration, organization and management theory and tools will be evaluated, discussed and adjusted as needed.

The objective of this program element is for students to become knowledgeable with all the processes involved in going from preproduction to production as well as working with colleagues in various roles. Students will become proficient with one or more area of production and deliver their tasks in a state ready to be implemented in the production in a timely manner.

3.9.1. Content

The program element covers:

- Asset creation and shot production of the 3rd year production
- Systematic approaches to planning and creating an animation production
- Defining the production roles, their responsibilities, connection and cross over
- Collaborative productions with other educations – ei. Sonic College, ICT Engineering and the National Film School of Denmark

3.9.2. Learning objectives**Knowledge:**

Students should acquire knowledge of:

- the workflow from pre-production to production
- translation of visual development to production assets
- taking assets and shots to production readiness
- going from previz to completed shots
- more in depth working processes for production and planning
- the importance of planning to avoid bottle necking
- folder structure, pipeline and workflow

- following the direction of the project

Skills:

Students should acquire the skills to:

- structure a workflow for a concrete animation project
- analyze and create assets and shots that communicate the genre, tone and theme
- adapt their pipeline, folder structure and production plan from the given standards and work successfully as a team with them.
- give estimates of their worktime and track their progress
- present their project as presentations
- how to write an analysis of the project and a reflection on their work.
- hold a constructive meeting, feedback sessions and post-mortem to learn from the experience, giving and receiving constructive feedback

Competences:

Students should develop competence to:

- create assets and produce shots based on their preproduction intention
- importance of making decisions in order to move forward in production
- balance artistic choices with economy
- set and meet deadlines on the basis of a structured working process
- create, analyze and edit as needed the teams group work protocol and their role
- collaborate, delegate and communicate clearly within a group

3.9.3. ECTS credits

The program element is equivalent to 5 ECTS of the total 210 ECTS of the course.

3.9.4. Exams

The learning objectives of the program element are tested at the following exams: at the 3rd year exam at the end of the 6th semester (for more details on Exams, see section 11.1).

It is a prerequisite for taking part in the exam that the participation requirement for this program element has been complied with. In this program element, students must take part in all scheduled lessons (see section 12.4. for more details on attendance and participation requirements).

3.10. Career Design and Entrepreneurship – Core area: Animation Production, Technology and Industry

The objective of this program element is to introduce students to theory and practice of career design.

3.10.1. Content

Following an arrangement of meetings, workshops and exercises students will develop their career design and base their portfolio and internship intention towards their goals. The students will be given the opportunity to connect and network to the business, through studio presentations, recruiting and interviews. Furthermore, how to develop a press kit, branding their product and distribution will be addressed.

3.10.2. Learning objectives**Knowledge:**

Students should acquire knowledge of:

- career design methods and tools
- the business and how they relate to it
- press kits for marketing their productions
- distribution for short films and/or interactive media, as it applies to their production

Skills:

Students should acquire the skills to:

- creating a portfolio to showcase their skills
- make a plans for their career goals
- generate opportunities for themselves
- present their work and their self to recruiters
- create dynamic and expressive press material for their distribution

Competences:

Students should develop competence to:

- analyze and implement the best career path for their self

3.10.3. ECTS credits

The program element is equivalent to 5 ECTS. The total ECTS credits of the course program are 210 ECTS.

3.10.4. Exams

The learning objectives of the program element are tested at the following exams: at the internship 2 exam following the internship period (for more details on Exams, see section 11.1).

It is a prerequisite for taking part in the exam that the participation requirement for this program element has been complied with. In this program element, students must take part in all scheduled lessons (see section 12.4. for more details on attendance and participation requirements).

3.11. The Bachelor Project and the Bachelor Exam**3.11.1. Content**

The Professional Bachelor's Degree Program in Animation concludes with a bachelor project. Using their 3rd year production and internship as a point of departure, the students will analyze their work thus far, and define a career path for the coming 1½ - 5 years. The students then create synthesis portfolio representing their work within their chosen career path.

The purpose of the bachelor project is for students to define their goals for stepping in their career, and brand themselves, as well as reflect on their process and create a plan to reach their goals.

In the bachelor project, students should make a presentation that demonstrates and links the knowledge and competences acquired during the course program.

The project should illustrate students' ability to use a holistic and interdisciplinary approach and to consider all aspects of the value chain, including artist, technical, economic and commercial aspects. Moreover, the bachelor project should show individual, critical consideration on their own practice, including their choice of work methods. How their career goals fit into, develop upon or influence the current animation industry.

3.11.2. Learning objectives

The learning objectives of the bachelor project are identical to the overall learning objectives of the full course program as described above in section 1.2. as well as in Appendix 1 to the Ministerial Order on the Professional Bachelor's Degree Program in Animation.

3.11.3. ECTS credits

The bachelor project is equivalent to 10 ECTS. The total ECTS credits of the course program are 210 ECTS.

3.11.4. Exam

The bachelor project is an individual project completed on the 7th semester. The bachelor project, consisting of the "state of their art" piece, portfolio, reflection paper with their career plan, which forms the basis of the oral exam.

The project may take place as a collaboration between one or more students and may include a company. The bachelor project is proposed by the student and must be approved by the educational institution.

Practical and formal requirements, are described in more detail under Exams in section 11.1 and 11.1.11.

3.12. Internship as part of the program

As part of the Professional Bachelor's Degree Program in Animation, students must complete two periods of internship.

The purpose of the internship is to give students a practice-based introduction to the areas covered by the course program in a professional context.

Through an interplay with the other course program elements, during the internship the students set and fulfill the learning objectives of the course program as well as ensure that theory is linked to professional experience. The internships therefore aim to train students in using the knowledge acquired in a practical context and reflect on their own role.

Finally, the internship should help students identify their own learning needs and develop their own professional knowledge, skills and competences.

An internship is a period of learning, the host company must give the students the opportunity to acquire the learning outcomes set in the internship agreement. The student will have a contact person at the studio, who will follow their progress and give feedback to their development on a weekly basis.

The internships may take place in Denmark and/or abroad.

3.12.1. The internship period 1

The first internship period is in the 2nd year of study. As part of the NGO project, the students determine a client NGO to work with to create a social media spot for an upcoming campaign. For this internship the students gain experience with working with a client, pitching and producing a campaign spot to communicate a message of the client's choice to their desired target audience.

The students are guided in the task of the internship by production supervisors in the areas needed to fulfill the tasks of the development, preproduction and production. The students are physically on campus at the school during this period, with the client making visits to the production environment

Prior to commencement of the internship, the internship client must be approved by the educational institution. The approval should assess the relevance of the internship client to the course program as well as the ability of the internship client to comply with the internship requirements, including giving feedback on the interns' work and progress.

The work week is 35 hours. However, in busy periods, the student may expect to work more during periods prior to presentation. The group should evaluate their style and complexity in relation to their skillset and learning objectives with their supervisors to balance their ambition and workload to an appropriate level.

Prior to the internship, an agreement outlining the learning objectives of the internship will be prepared. To make sure that the internship meets these learning objectives, the internship client, the student and the educational institution collaborate on the terms and sign the agreement. The internship agreement must be completed prior to the commencement of the internship.

The educational institution is responsible for preparing the internship client as well as the student for the internship.

The internship must have a practice-based working day in a relevant professional area of the Professional Bachelor's Degree Program in Animation.

The students hold the IP for development of the idea. The students, internship client and the school all hold the distribution right for the complete work.

Upon completion of the internship, the internship client must participate in the presentation and post-mortem with each team to evaluate the outcome.

3.12.2. Learning objectives

Knowledge:

Students should acquire knowledge of:

- working with a client on a social media spot
- how to approach the target audience(s)
- how to create a professional pitch
- development of the idea into a production of the appropriate economy for the team
- the business procedures and network of the internship client or organization

Skills:

Students should acquire the skills to:

- work actively, collaboratively and independently as part of the working processes for the client film
- develop an idea and pitch it to a client
- analyze the economy of the idea to a realistic workload
- create the preproduction and shot production for the social media spot
- develop their abilities within the role they are working based on their own reflection and feedback from their supervisors and colleagues

Competences:

Students should develop competence to:

- identify potential clients
- collaborate with their team to develop a pitch
- assess their own strengths and weakness and proactively engage their own development
- participate in a post-mortem with their client, supervisors and team

3.12.3. ECTS credits

The internship is equivalent to 10 ECTS. The total ECTS credits of the course program are 210 ECTS.

3.12.4. Exams

The learning objectives of the program element are tested at the 2nd year exam after the end of the 4th semester (for more details on Exams, see section 11.1.)

It is a prerequisite for taking part in the exam that the participation requirement for this program element has been complied with. In this program element, students must take part in all scheduled lessons (see section 12.4. for more details on attendance and participation requirements).

3.12.5. The internship period 2

The second internship period is in the 7th semester. The internship may take place in companies doing business in the areas covered by the course program. It is a requirement that the internship host has an employee with a sufficient level of professional knowledge who can help strengthen the student's disciplinary and professional development.

Prior to commencement of the internship, the internship company must be approved by the educational institution. The approval should assess the relevance of the internship company to the course program as well as the ability of the internship company to comply with the internship requirements, including supervising the intern's work and progress.

According to section 12, Legal basis, the student may receive an acknowledgement in appreciation for his or her work in the form of a small payment from the internship host. The amount must not exceed DKK 3,000 a month and must not be offered as a pre-agreed amount similar to employment income.

Prior to the internship, an agreement outlining the learning objectives of the internship will be prepared. To make sure that the internship meets these learning objectives, the internship company, the student and the educational institution collaborate on the terms and sign the agreement. The student is individually responsible for finding a relevant internship company. The educational institution will prepare a list of internship companies and assists students in identifying relevant internship partners.

The date of commencement of the internship period may vary depending on the agreement made with the internship company. However, the internship agreement must be completed prior to the commencement of the internship.

The educational institution is responsible for preparing the internship company as well as the student for the internship.

The internship must have a practice-based working day in a relevant professional area of the Professional Bachelor's Degree Program in Animation. Examples of internship hosts could be advertising agencies, illustration agencies, design and development studios, VFX, film and animation studios, etc.

If the student is given notice to terminate the internship, is expelled or terminates the internship, the participation requirement as well as the compulsory attendance requirement of the student must be assessed as described in section 10.4. This assessment determines whether the student is offered a new period of internship.

If the student has not found an internship placement at the latest two weeks prior to commencement of the semester, the educational institution may offer the student to do the internship with one of the departments of the educational institution. Similarly, the student may be offered to do supplementary, relevant internship with one of the departments of the educational institution in case the first agreement about internship is terminated.

In exceptional circumstances, such as company bankruptcy, illness or similar, exemption may be granted for the full internship. Students, companies or organizations applying for exemption must contact the internship coordinator who will consider whether exemption may be granted.

Copyright must be agreed by the student and the internship company when signing the internship agreement. The internship host may ask the student and the educational institution to sign a non-disclosure agreement.

Upon completion of the internship, the internship company must complete an evaluation of the intern and the educational institution.

3.12.6. Learning objectives

Knowledge:

Students should acquire knowledge of:

- the business area of the internship company
- the role of the internship
- the business procedures, working day and network of the internship host or organization

Skills:

Students should acquire the skills to:

- work actively, collaboratively and independently as part of the working processes of the client film and internship company
- Develop their abilities within the role they are working based on their own reflection and feedback from their supervisors and colleagues

Competences:

Students should develop competence to:

- identify potential internship companies
- contact potential internship companies as well as plan and prepare a plan for the internship
- act in a professional context

- assess their own strengths and weakness and proactively engage their own development

3.12.7. ECTS credits

The internship is equivalent to 20 ECTS. The total ECTS credits of the course program are 210 ECTS.

3.12.8. Exams

Students prepare a written internship report based on a template (for more details, see section 11.1 Exams).

4. Character Animation Line Compulsory Program Elements

4.1. Animation Drawing Core area: 2D Character Animation Theory, Methods and Techniques

4.1.1. Content

Students will develop their draftsmanship and develop their understanding of what it means to draw for animation. They will be introduced to the fundamental principles of animation and apply practice of these in 2d animation basic assignments. The process of creating a 2d animation scene will be thoroughly researched, analyzed and applied from planning, to keys, to the in-betweening stage. Students will gain insight into various work methods, in order to analyze and develop their own workflow. Furthermore, the initial physicality and acting theory will translated into the animation media.

- Construction for Animation
- Animation Basics
- Animation Workflow
- Inbetweening for Animation
- Painting & color - Adobe

4.1.2. Learning objectives

Knowledge:

Students should acquire knowledge of:

- basic drawing for animation principles and methods
- basic animation principles applied in 2d animation
- the various animation workflows relevant for 2d animation
- the various 2d animation phases: planning, staging, key drawings, breakdowns, inbetweening
- how physicality and acting principles translates into animation

Skills:

Students should acquire the skills to:

- apply and develop their draftsmanship for 2d animation medium
- plan and execute the animation scene from thumbnails to inbetweening stage
- analyze and apply the relevant 2d animation workflow method
- apply and explore basic physicality and acting principles relevant for 2d animation
- analyze their work in relation to the applied theory and practice of 2d animation

Competences:

Students should develop competence to:

- maintain high level of draftsmanship
- develop and carry out an idea for the animation scene following the necessary animation stages
- select and perform a relevant workflow method
- give and receive constructive criticism

4.1.3. ECTS credits

The program element is equivalent to 12 ECTS credits. The total ECTS credits of the course program are 210 ECTS.

4.1.4. Exams

The learning objectives of the program element are tested at the 1st semester test review after the end of the 1st semester (for more details on Exams, see section 11.1.)

It is a prerequisite for taking part in the exam that the participation requirement for this program element has been complied with. In this program element, students must take part in all scheduled lessons (see section 12.4. for more details on attendance and participation requirements).

4.2. Animation Physicality Core area: 2D Character Animation Theory, Methods and Techniques

4.2.1. Content

In this program element students will explore the fundamentals of physicality and begin to touch upon acting in 2d animation. The students will begin to analyze and apply a character's movement and attitude for the intended performance to impact the audience. Moreover, rhythm, sound and music will be addressed in regards to how it relates and influences an animated scene. Students will gain insight into how to develop believable and consistent characters through 2d animated performance.

- Acting
- Walk Cycle
- Attitude walk
- Animation to Music: Acting to Music and Dance Animation
- Introduction to TV paint

4.2.2. Learning objectives

Knowledge:

Students should acquire knowledge of:

- how physicality and acting principles translates into animation
- how to apply physicality and acting principles for the intended character's performance and impact on the audience
- how rhythm, sound and music relates and impacts an animated scene

Skills:

Students should acquire the skills to:

- analyze and apply video reference material, observe from life and/or act out the intended character's performance themselves
- analyze and apply physicality principles relevant for 2d animation in order to portray the intended movement of characters
- analyze and apply acting principles relevant for 2d animation in order to portray an emotion/attitude of the character
- analyze and apply rhythm, sound and music in animation for the intended emotional impact on audience

Competences:

Students should develop competence to:

- maintain strong observational skills and involve video reference material as needed
- portray a believable character with a clear intention to impact the audience
- analyze and cultivate their workflow
- give and receive constructive critic on their work

4.2.3. ECTS credits

The program element is equivalent to 8 ECTS credits. The total ECTS credits of the course program are 210 ECTS.

4.2.4. Exams

The learning objectives of the program element are tested at the 1st semester test, after the end of the 1st semester (for more details on Exams, see section 11.1.)

It is a prerequisite for taking part in the exam that the participation requirement for this program element has been complied with. In this program element, students must take part in all scheduled lessons (see section 12.4. for more details on attendance and participation requirements).

4.3. Animation Stylization Core area: 2D Character Animation Theory, Methods and Techniques

4.3.1. Content

In this program element, students will study animation stylization through analysis, development and execution of various animation styles. Furthermore, students will learn how to follow direction to create a consistent animation style as an animation team. As the study content progresses, students will be introduced to working with more complex animation scenes including character's speech and interacting characters. In addition, clean up and coloring techniques and methods will be introduced and explored.

- Designing for Stylization: Character Design and Themed Animation
- Clean up animation
- Monologue Animation
- Character Design and Animation for the Short-Short film production
- Interaction Animation

4.3.2. Learning objectives

Knowledge:

Students should acquire knowledge of:

- how to develop and adapt to a character design and animation style
- how to animate efficiently
- following direction in a specific animation style, 1:1 with director/teacher and in a team with collaborators/classmates
- working with monologue and lip-sync in 2d animation
- working with two and/or multiple characters in 2d animation scenes
- clean up and coloring techniques and methods

Skills:

Students should acquire the skills to:

- analyze various character designs and animation styles
- reproduce and/or develop a character design and animation style relevant for the production
- animate efficiently
- analyze and apply how physicality and acting principles translates to various animation styles
- follow the direction on 1:1 and in production teams
- animate a 2d scene with character's speech
- animate a 2d scene with interacting characters
- portray character's movement, emotion, and intention through the physicality and acting
- clean up and color animation scene
- develop an idea for the animation scene in accordance with the assignment, analyzing the quality and ambition level vs. available time and resources
- set their own learning goals in relation to the outlined learning objectives of the curriculum

Competences:

Students should develop competence to:

- maintain a consistent animation style in relation to the overall production
- adapt to various animation styles
- select and perform a relevant workflow method for the respective production
- work in a team following the direction

4.3.3. ECTS credits

The program element is equivalent to 15 ECTS credits. The total ECTS credits of the course program are 210 ECTS.

4.3.4. Exams

The learning objectives of the program element are tested at the following exams: The 1st year exam at the end of the 2nd semester (for more details on Exams, see section 11.1.)

It is a prerequisite for taking part in the exam that the participation requirement for this program element has been complied with. In this program element, students must take part in all scheduled lessons (see section 12.4. for more details on attendance and participation requirements).

4.4. Animation Software & Production Core area: Digitally Based Production Processes for Animators

4.4.1. Content

In this program element students work with various 2d software and analyzing the tools versus the style and needs to the production. Furthermore, they will learn how tips, tools and shortcuts to speed up their workflow on production. Finally, Maya will be introduced bridging them into a 3d software and workflow.

- 2d Software, interface, workflow, tips, tools and shortcuts
- Animation for TV Series Development
- Maya Intro

4.4.2. Learning objectives

Knowledge:

Students should acquire knowledge of:

- working with various digital software
- how to best use the software for specific designs and animation styles
- how to speed up the animation process
- how to apply animation principles to digital animation process

Skills:

Students should acquire the skills to:

- utilize the relevant software suitable for the specific production/artwork
- apply basic animation principles to digital animation process
- to speed up the animation process
- work with a given direction, story, character development and design to develop an animation style in a specific software

Competences:

Students should develop competence to:

- translate knowledge of traditional animation process to digital animation
- transfer knowledge of one digital software to learning a new software
- to understand the pros and cons of various software
- Follow direction and work collaboratively

4.4.3. ECTS credits

The program element is equivalent to 5 ECTS credits. The total ECTS credits of the course program are 210 ECTS.

4.4.4. Exams

The learning objectives of the program element are tested at the following exams: At the first year exam at the end of the 2nd semester (for more details on Exams, see section 11.1.)

It is a prerequisite for taking part in the exam that the participation requirement for this program element has been complied with. In this program element, students must take part in all scheduled lessons (see section 12.4. for more details on attendance and participation requirements).

4.5. Animation Basics – Core area: 3D Character Animation: Theory, Methods and Techniques

4.5.1. Content

This program element aims to familiarize the student with the Maya interface and work methods in a 3D animation software, while re-visiting the basic principles of animation through simple and familiar assignments. Eventually the program leads to analyzing and applying a simple bi-pedal character in physics based assignments. There will be a focus on physics and truth to materials and the advantages to working in 3D software.

- Intro to May and 3d animation - Basic Principles
- Turn, swing, bow, walk, run,
- Weight shift, lift,
- Parkour
- Pantomime
- Intro to modeling & rigging for animators

4.5.2. Learning objectives

Knowledge:

Students should acquire knowledge of:

- basic animation principles applied in 3d animation
- various animation workflows relevant for 3d animation
- the various 3d animation phases: planning, blocking, splining and polishing
- how physicality translates into animation
- the Cartesian coordinate system
- the basic operations an animator performs on a 3D object
- the basic components of the 3D animation software Maya
- how objects made of different materials move
- how to work with the graph editor
- the difference of working with forward (FK) and inverse kinematics (IK)
- how constraining and parenting interaction with a prop can add character specific traits and plus the characters performance
- how to create and use video reference
- how to effectively tell a story without dialog using clear silhouette, personality traits and intention
- the basics of modelling and rigging

Skills:

Students should acquire the skills to:

- analyze, plan, block, spline and finish an animated shot in 3D with bi-ped characters
- implement the 12 animation principles into a 3D animated scene
- make objects made of different materials move in a 3D space
- set up constraints and explore the difference between parenting and constraining
- use the graph editor efficiently
- switch between inverse kinematics (IK) and forward kinematics (FK)
- analyze and apply the relevant 3d animation workflow method
- apply and explore basic physicality and acting principles relevant for 3d animation
- analyze their work in relation to the applied theory and practice of 3d animation
- model and rig a simple prop with one joint
- analyze video reference material, observe from life and/or act out the intended character's performance themselves
- analyze, apply and explore physicality principles relevant for 3d animation in order to portray the intended movement of characters
- analyze, apply and explore acting principles relevant for 3d animation in order to portray an emotion/attitude of the character
- analyze, apply and explore rhythm, sound and music in animation for the intended emotional impact on audience

Competences:

Students should develop competence to:

- develop and carry out an idea for the animation scene following the necessary animation stages
- use interaction with a prop to add character specific traits and plus the characters performance
- create a convincing character with clear gesture and attitude
- to effectively tell a story without dialog
- give and receive constructive critic

4.5.3. ECTS credits

The program element is equivalent to 15 ECTS credits. The total ECTS credits of the course program are 210 ECTS.

4.5.4. Exams

The learning objectives of the program element are tested at the following exams: at the 3rd semester test at the end of the 3rd semester (for more details on Exams, see section 11.1.)

It is a prerequisite for taking part in the exam that the participation requirement for this program element has been complied with. In this program element, students must take part in all scheduled lessons (see section 12.4. for more details on attendance and participation requirements).

4.6. Advanced Animation 1 – Core Area: 3D Character Animation: Theory, Methods and Techniques**4.6.1. Content**

This program element the student begin to work with more complex animation tasks and continue to expand on the work methods in a 3D animation software. Students learn to analyze and applying reference for animals and bi-pedal characters for interaction scenes. Performance, staging, posing, intention and attitude come more into play as the students progress. Analysis of physics and animation style begins to emerge.

- Quadruped animation
- Interaction animation

4.6.2. Learning objectives**Knowledge:**

Students should acquire knowledge of:

- how to develop and adapt to an animation style efficiently
- the anatomy, movement and behavior of the 4 legged mammals
- working with multiple characters in 3d animation scenes
- cinematography: staging and posing
- acting and character specific traits

Skills:

Students should acquire the skills to:

- analyze the movement of animals
- analyze and implement reference and for 4 legged walk
- animate a vertebrate animals
- animate a 3d scene with interacting characters
- develop contrasts in the characterization of the emotion of each character, making it clear who is the lead in the interaction
- focus on clear staging with a dominant character and a character in a weaker position watching out for clear silhouettes

- understand each character's inner thoughts and how to portray this through the staging, posing, and acting of the scene
- understand the physics of the interaction and how it affects each character
- use Inverse Kinematics or Forward Kinematics for a bi-pedal character's arms when appropriate

Competences:

Students should develop competence to:

- animate complex animation scenes including animals and interacting characters
- continue to develop their workflow to be organized and efficient
- portray character's movement and acting taking animation style into consideration
- develop an idea for the animation scene in accordance with the assignment, analyzing the quality and ambition level vs. available time and resources
- set their own learning goals in relation to the outlined learning objectives of the curriculum and their own career goals

4.6.3. ECTS credits

The program element is equivalent to 5 ECTS credits. The total ECTS credits of the course program are 210 ECTS.

4.6.4. Exams

The learning objectives of the program element are tested at the following exams: at the 2nd year exam at the end of the 4th semester (for more details on Exams, see section 11.1.)

It is a prerequisite for taking part in the exam that the participation requirement for this program element has been complied with. In this program element, students must take part in all scheduled lessons (see section 12.4. for more details on attendance and participation requirements).

4.7. Advanced Animation 2 – Core Area: 3D Character Animation: Theory, Methods and Techniques**4.7.1. Content**

In this program element emphasis is now on acting in 3d animation. The students focus on personality and originality in their characters, while simultaneously working with lips sync and the technical aspects of constraints during physical interaction between two characters. Attention is on the character's body gestures which may be communicating subtext. The students gain understand the importance of polish by having them go back to earlier assignments and finesse them added secondary action and details to give them further life.

- Monologue
- Polish

4.7.2. Learning objectives**Knowledge:**

Students should acquire knowledge of:

- how to develop and adapt to an animation style
- working with monologue/dialogue and lip-sync in 3d animation
- the basic phonetic mouth shapes for vowels and consonants
- the muscular-skeletal structure of the face
- techniques to polish in 3d animation

Skills:

Students should acquire the skills to:

- analyze an audio clip in order to animate the dialogue
- utilize a proper work flow for dialogue animation

- animate a 3d scene with character's speech
- make clear gestures and timing
- to analyze dialogue for accent, rhythm, and emotional phrasing
- break down an action into its sub-parts
- polish 3d animation adding secondary actions and nuance

Competences:

Students should develop competence to:

- animate complex animation scenes including dialogue
- portray character's movement and acting taking animation style into consideration
- continue to develop their workflow to be organized and efficient
- portray character's movement and acting taking animation style into consideration
- develop an idea for the animation scene in accordance with the assignment, analyzing the quality and ambition level vs. available time and resources
- set their own learning goals in relation to the outlined learning objectives of the curriculum and their own career goals

4.7.3. ECTS credits

The program element is equivalent to 5 ECTS credits. The total ECTS credits of the course program are 210 ECTS.

4.7.4. Exams

The learning objectives of the program element are tested at the 2nd year exam at the end of the 4th semester (for more details on Exams, see section 11.1.).

It is a prerequisite for taking part in the exam that the participation requirement for this program element has been complied with. In this program element, students must take part in all scheduled lessons (see section 12.4. for more details on attendance and participation requirements).

4.8. Development and Preproduction - Core Area: Digitally Based Production Processes for Animators**4.8.1. Content**

This program element enables the character animation students to use all the gained knowledge thus far to work on the development and preproduction of an animated film or interactive production. Students will be able to go into depth of the original content for character animation that communicates clearly and dynamically the genre, tone and theme.

Management theory, economy, team collaboration, leadership and tools to create a successful project for animators will be addressed. The objective of this program element is for students to become knowledgeable with all the processes involved in development of in original IP through the preproduction from the animator's perspective. It includes working with colleagues in various roles and becoming proficient with the animation related areas of preproduction, evaluating and delivering their tasks in a production ready state in a timely manner.

- Development and Preproduction for Animation
- Planning and Management for Animation Preproduction
- Research and Development for Animation
- Story and Design in relation to Animation
- Animation testing
- Animation Team Meetings

4.8.2. Learning objectives**Knowledge:**

Students should acquire knowledge of:

- how to analyze the character design in relation to the animation style
- creating relevant model, construction, pose and expression sheets for 2d and/or 3d characters
- researching and development of the software, tools, workflow and pipeline for the animation
- developing and testing an animation style in relation to the project's storytelling and economy of the project and team
- creation of a detailed animation bible
- developing and planning the production in accordance with the project brief, analyzing the scope for style and ambition level vs. available time and resources
- considering the timing and composition of edit/previs for the planned action
- following the leads' direction
- how to plan and hold animation meetings

Skills:

Students should acquire the skills to:

- apply and develop their draftsmanship
- research and analyze acting references relevant for storytelling and character arc develop and adapt to an animation style relevant to the tone, genre, and storytelling of the project and the resources of the team
create character designs that work for the performance required
rig test and communicate with the character TD
- analyze the economic choices, quality vs quantity, team skillset and prioritizing of shots
- analyze their teams animation, giving and receiving constructive feedback
create consistency in animation style
to deliver a consistent animation finish, adding the sublet details and level of polish within the framework of the production style and resources
- follow the direction 1:1 and/or in production teams

Competences:

Students should develop competence to:

- plan and hold constructive animation meetings and dailies
- work in a team following the direction of the leading roles and animation bible
- plan an animation scene in accordance with the relevant industry standards and practices
- give and receive constructive criticism
- interpersonally reflect on their own professionalism and collaborative abilities

4.8.3. ECTS credits

The program element is equivalent to 5 ECTS credits. The total ECTS credits of the course program are 210 ECTS.

4.8.4. Exams

The learning objectives of the program element are tested at the following exams: The 3rd year exam at the end of the 6th semester (for more details on Exams, see section 11.1.).

It is a prerequisite for taking part in the exam that the participation requirement for this program element has been complied with. In this program element, students must take part in all scheduled lessons (see section 12.4. for more details on attendance and participation requirements).

4.9. Animation Shot Production - Core Area: Digitally Based Production Processes for Animators**4.9.1. Content**

This program element enables the character animation students to use all the gained knowledge thus far to go from preproduction to production of an animated film or interactive production. Students will be able to go into depth with the character animation that communicates clearly the performance of the characters in the content of their development and the arc of the story.

Management theory, economy, team collaboration, leadership and tools to create a successful project for animators will be addressed. The objective of this program element is for students to become knowledgeable with all the processes involved in animation production. It includes working with

colleagues in various roles and becoming proficient with the animation related areas of production, evaluating and delivering their tasks in a production ready state within a timely manner.

- Planning and Management for Animation Preproduction
- Animation Team Meetings
- Animation Shot Production
- Animation finish

4.9.2. Learning objectives

Knowledge:

Students should acquire knowledge of:

- analyzing process, workflow and breakdown of animation shot production
- working as an animation team to develop consistent characters within the animation style and content of the story and character's arc
- planning for animation shot production including resources available and time management
- working with production management tools
- finalizing animation style through rig and animation testing
- further development of tools to speed up workflow
- define the weekly animation quota for a specific project
- considering the timing and composition of edit/previs for the planned action
- plan and hold Animation Team meetings for feedback and evaluation of process
- analyzing the state of production and making economic choices
- animation finish, adding the sublet details and level of polish within the framework of the production style and resources

Skills:

Students should acquire the skills to:

- start shot production with the Animation bible and edit as reference
- thumbnail the animation scene, analyzing the quality and ambition level vs. available time and resources
- prioritize of shots which a key for storytelling
- produce animation scenes that relay the intend performance in the context of the story arc and within the given style
- develop of the speed and efficiency of their workflow
- produce in depth 3d Rig and animation testing relating to the needs of the project
- definite the of approval stages for animation
- create consistency in defined animation style
- execute the plan for the animation team for the shot production
- animate complex scenes including character's speech and interacting characters with sound and music
- evaluate of the economy and plan for shot production on going
- execute efficiently the animation scenes through the defined 2d or 3d animation steps following a time schedule
- analyze the work and give and receive constructive criticism
- complete animation to deadline
- set own learning goals in relation to the project and their own career
- give estimates of their worktime and track their progress

Competences:

Students should develop competence to:

- plan and hold constructive animation meetings and dailies
- work in a team following the direction of the leading roles and animation bible
- work as an animation team to develop consistent characters within the animation style and content of the story and character's arc
- make economic choices in order to meet shot production deadlines
- produce an animation scene in accordance with the relevant industry standards and practices
- give and receive constructive criticism
- interpersonally reflect on their own professionalism and collaborative abilities
- keeping an overview of the shots, tasks and assets in the breakdowns

4.9.3. ECTS credits

The program element is equivalent to 20 ECTS credits. The total ECTS credits of the course program are 210 ECTS.

4.9.4. Exams

The learning objectives of the program element are tested at the following exams: The 3rd year exam at the end of the 6th semester (for more details on Exams, see section 11.1.).

It is a prerequisite for taking part in the exam that the participation requirement for this program element has been complied with. In this program element, students must take part in all scheduled lessons (see section 12.4. for more details on attendance and participation requirements).

5. Computer Graphic Artist Line Compulsory Program Elements

5.1. CG Art Software 1 Core area: Digitally Based Production Processes for CG Artists

5.1.1. Content

This program element will introduce to these two main tools for CG Art work and productions. Students will learn the interface and workflow with the software and between various software. Reference and assignments will be analyzed to know when to use which software, technique, method and workflow.

- Intro to Adobe Package
- Intro to Autodesk Maya

5.1.2. Learning objectives

Knowledge:

Students should acquire knowledge of:

- interface and workflow of the software
- the basic functions and techniques in industry standard software
- workflow optimization in relation to software tools

Skills:

Students should acquire the skills to:

- analyze which software to use for the task
- use the relevant software when required
- determine the correct workflow for the assignment or project

Competences:

Students should develop competence to:

- maintain their knowledge base and further develop their understanding of the standard tools and software used in the industry
- find and use relevant online resources to learn and problem solve issues they come across as they work with the software

5.1.3 ECTS credits

The program element is equivalent to 5 ECTS credits. The total ECTS credits of the course program are 210 ECTS.

5.1.4 Exams

The learning objectives of the program element are tested at the 1st semester test after the end the 1st semester (for more details on Exams, see section 1.1.)

It is a prerequisite for taking part in the exam that the participation requirement for this program element has been complied with. In this program element, students must take part in all scheduled lessons (see section 12.4. for more details on attendance and participation requirements).

5.2. 3D Workflow Core area: Graphic and Digital Environment Development and Design: Theory, Methods and Techniques

5.2.1. Content

The objective is for students to gain knowledge of the CG pipeline, through theory, methods and techniques in the design and creation of 3D assets, processing the assets through a 3D pipeline and their use in 3D Digital Environment. During this program element students will also develop their knowledge

and skills to design and create assets based on a theme and style guide. Students will strengthen their skills for graphic and digital environment design as well as related and supporting tasks for implementing their assets in a CG productions as part of a production team.

- Maya Intro 2
- Environment Design
- Modeling and UV mapping environments
- Texturing Environments
- Light Materials
- Rendering and Compositing

5.2.2. Learning objectives

Knowledge:

Students should acquire knowledge of:

- creating concept images and understanding of reference resources
- workflow within a CG pipeline for environments
- analyzing and implementing environment design
- analyzing and implementing CG modelling techniques and workflows
- analyzing hard surface vs. organic modeling
- asset creation and management
- shader creation and management
- texturing fundamentals
- lighting fundamentals
- look development
- rendering fundamentals

Skills:

Students should acquire the skills to:

- creating concept images and understanding of reference resources
- develop and implement their workflow within a CG pipeline
- analyze and create environment design to the brief
- analyze and implement CG modelling techniques and workflows
- analyze geometry
- create and manage assets for environments
- create and manage shaders for environments
- create and manage textures for environments
- create and manage lighting for environments
- create and manage basic look development for environments
- create and manage rendering for environments

Competences:

Students should develop competence to:

- develop an idea for the environment scene in accordance with the assignment
- select and perform a relevant method, following the stages of the cg workflow
- set their own learning goals in relation to the outlined learning objectives of the curriculum
- follow direction and work collaboratively
- give and receive constructive critique

5.2.3. ECTS credits

The program element is equivalent to 15 ECTS credits. The total ECTS credits of the course program are 210 ECTS.

5.2.4. Exams

The learning objectives of the program element are tested at the 1st semester test after the end the 1st semester (for more details on Exams, see section 11.1.)

It is a prerequisite for taking part in the exam that the participation requirement for this program element has been complied with. In this program element, students must take part in all scheduled lessons (see section 12.4. for more details on attendance and participation requirements).

5.3. Biped Character – Core Area: Graphic & Digital Character Development and Design: Theory, Methods and Techniques Content

5.3.1. Content

The objective of this program element is for students to gain knowledge of graphic & digital character development, through theory, methods and techniques in the design and creation of a 3d Biped. Students will gain knowledge and skills within concept, design and the process of creating and managing assets through a 3d pipeline of modeling and sculpting. Students will strengthen their skills for graphic & digital character development to a brief of semi realism. Furthermore, students will be introduced to the animation and rigging principles for characters.

- Human Anatomy
- Character Design
- Character Modeling
- Animation
- Rigging

5.3.2. Learning objectives

Knowledge:

Students should acquire knowledge of:

- concept and design of a biped character
- creating concept images and understanding of reference resources
- fundamentals of human anatomy
- analyzing and implementing CG modelling techniques and workflows
- analyzing and implementing CG Sculpting techniques and workflows
- understanding of CG displacement
- introduction to rigging for character posing and animation
- fundamentals of animation principles

Skills:

Students should acquire the skills to:

- analyze and implement a concept and design of a biped character
- analyze and implement human anatomy
- analyze and implement CG Modelling techniques and workflows for bipeds
- analyze and implement CG Sculpting techniques and workflows for bipeds
- analyze and implement CG displacement for bipeds
- rig a character for posing and animation
- make an animation test
- to communicate with an animator about the needs of the rig for the character

Competences:

Students should develop competence to:

- develop an idea for the character in accordance with the assignment
- select and perform a relevant method, following the stages of the cg workflow
- set their own learning goals in relation to the outlined learning objectives of the curriculum
- follow direction and work collaboratively
- give and receive constructive critique

5.3.3. ECTS credits

The program element is equivalent to 15 ECTS credits. The total ECTS credits of the course program are 210 ECTS.

5.3.4. Exams

The learning objectives of the program element are tested at the 1st year exam after the end of the 2nd semester (for more details on Exams, see section 11.1.)

It is a prerequisite for taking part in the exam that the participation requirement for this program element has been complied with. In this program element, students must take part in all scheduled lessons (see section 12.4. for more details on attendance and participation requirements).

5.4. 2½D Workflow Core area: Graphic and Digital Environment Development and Design: Theory, Methods and Techniques

5.4.1. Contents

The objective is for students to gain knowledge of Graphic & Digital Environment Development, through theory, methods and techniques creating laying out CG environments and within a 2½D workflow. Students will Design, Concept, Create and Process CG assets within 2½D pipeline. The purpose of the program is for students to develop skills to design for layout and projections, working in a variety of different styles and media and in various contexts. Students will strengthen their skills for implementing their assets in a CG productions as part of a production team.

- Projections for 2½d environments
- Render and compositing for 2½d environments
- Layout, background and compositing for the short-short film
- Concept design

5.4.2. Learning objectives

Knowledge:

Students should acquire knowledge of:

- working from storyboard to layout on a production
- how to develop and adapt to a visual style to background for a production
- how to create an efficient workflow from layout, background and compositing
- following direction in a specific visual style, 1:1 with director/teacher and in a team with collaborators/classmates
- concept and design for 2d and 2½d key shots, back grounds and projections
- composition and cinematography
- compositing renders in After Effects
- the workflow of After Effects to Premiere
- the workflow of digital layout for 2d and 2½ d productions

Skills:

Students should acquire the skills to:

- translate a storyboard into a layout
- analyze the key shots for potential 2½d projections
- analyze and implement a concept and design for 2d and 2½d key shots, back grounds and projections
- analyze and implement the composition and cinematography of a shot to relay the intention of the scene in regards to tone
- create compositing renders in After Effects
- analyze and implement the workflow from After Effects to Premiere
- reproduce and/or develop an environment design and visual style relevant for the production
- create an efficient workflow from layout, background and compositing
- follow the direction on 1:1 and in production teams
- develop an idea for the key shot in accordance with the assignment, analyzing the quality and ambition level vs. available time and resources
- set their own learning goals in relation to the outlined learning objectives of the curriculum

Competences:

Students should develop competence to:

- maintain a consistent visual style in relation to the overall production
- adapt to various visual styles
- select and perform a relevant workflow method for the respective production

- work in a team following the direction

5.4.3. ECTS credits

The program element is equivalent to 5 ECTS credits. The total ECTS credits of the course program are 210 ECTS.

5.4.4. Exams

The learning objectives of the program element are tested at the 1st year exam after the end of the 2nd semester (for more details on Exams, see section 11.1.)

It is a prerequisite for taking part in the exam that the participation requirement for this program element has been complied with. In this program element, students must take part in all scheduled lessons (see section 12.4. for more details on attendance and participation requirements).

5.5. CG Art Software 2 Core area: Digitally Based Production Processes for CG Artists

5.5.1. Content

This program element focuses on compositing software, both full cg and cg integration in live action. Students will gain insight into the interface, uses and workflow of the Nuke compositing software. The program element also uses compositing as a way of understanding the entirety of the pipeline and helping them to improve their workflow. Students will gain understanding of what can be achieved in compositing by the right use of passes, render layers, 3d-space in compositing software, projections etc. Students are asked to analyze their own production workflow and how to optimize it.

- Compositing software
- Shot set up, pipeline and workflow

5.5.2. Learning objectives

Knowledge:

Students should acquire knowledge of:

- the GUI
- node-based systems
- the most important nodes and how they work
- digital image fundamentals
- linear workflow
- color channel management
- grading and color correction
- setting up render passes and layers in a node based flow
- working with 3d space in compositing
- how to create projections
- deep compositing and point clouds
- thorough understanding of the 3d pipeline and how compositing connects

Skills:

Students should acquire the skills to:

- assemble a shot from render passes
- be able to grade and color correct a show
- be able to target certain areas of an image using ID-passes
- set up a shot in Nuke 3D space and projecting the different elements of the image on cards
- be able to work with point clouds and deep compositing
- be able to work with live-action material
- be able how to design an optimal workflow that gives a maximum of flexibility in terms of making changes to the shot

Competences:

Students should develop competence to:

- overview a workflow and making choices that allows for speed, creative freedom and flexibility
- work with digital images in a non-destructive way
- set their own learning goals in relation to the outlined learning objectives of the curriculum
- follow direction and work collaboratively
- give and receive constructive critique

5.5.3. ECTS credits

The program element is equivalent to 5 ECTS credits. The total ECTS credits of the course program are 210 ECTS.

5.5.4. Exams

The learning objectives of the program element are tested at the following exams: at the 3rd semester test at the end of the 3rd semester (for more details on Exams, see section 11.1.)

It is a prerequisite for taking part in the exam that the participation requirement for this program element has been complied with. In this program element, students must take part in all scheduled lessons (see section 12.4. for more details on attendance and participation requirements).

5.6. Quadruped Character - Graphic and Digital Character Development and Design: Theory, Methods and Techniques.**5.6.1. Content**

The objective of this program element is for students to gain knowledge of the aesthetic, communicative, and technical aspects of quadruped development, design and creation of assets. The students will study the anatomy of quadrupeds and their functional relationship with the environments. Students will develop, design and create a CG quadruped to be implemented in the following program element, Look Development 1. The quadruped will be developed to be implemented into one of the live action back grounds provided.

- Anatomy of quadruped characters
- Character design for 3d quadruped characters, translation from 2d to 3d.
- Modeling and sculpting workflow and technique for quadrupeds
- UV mapping and texturing

5.6.2. Learning objectives**Knowledge:**

Students should acquire knowledge of:

- anatomy of animals particularly within the vertebra family
- creating concept images and understanding of reference resources
- concept and design of a quadruped character
- Awareness of how animal design is influenced by the living conditions animals inhabit
- analyzing and implementing CG modelling techniques and workflows
- analyzing and implementing CG sculpting techniques and workflows
- UV mapping techniques and workflow
- analyzing and implementing texturing workflows and techniques
- understanding of CG displacement

Skills:

Students should acquire the skills to:

- analyze and implement a concept and design of a quadruped character, with consideration to functionality, environment and living conditions
- analyze and implement quadruped anatomy

- communicate with an animator about the possibility of the character's movement
- analyze and implement CG modelling techniques and workflows for quadrupeds
- analyze and implement CG sculpting techniques and workflows for quadrupeds
- operate software that has a sculptural approach to modeling
- analyze and implement texturing workflows and techniques, combining painting and photo bashing and with effective layering
- operate "3d" texturing software
- analyze and implement CG displacement for quadrupeds
- understand the relation between topology, UV and texturing maps, and how to cultivate an efficient workflow
- understand low, mid and high frequency details and where to generate what within a modeling and texturing workflow
- implementing a consistent folder structure and pipeline for this assignment

Competences:

Students should develop competence to:

- develop an idea for the quadruped in accordance with the assignment
- perform a relevant work method, following the stages of the cg workflow
- set their own learning goals in relation to the outlined learning objectives of the curriculum
- give and receive constructive critique
- see the importance of making decisions in order to move forward in production
- set and meet deadlines on the basis of a structured working process
- balance artistic choices with economy

5.6.3. ECTS credits

The program element is equivalent to 5 ECTS credits. The total ECTS credits of the course program are 210 ECTS.

5.6.4. Exams

The learning objectives of the program element are tested at the following exams: at the 3rd semester test at the end of the 3rd semester (for more details on Exams, see section 11.1.)

It is a prerequisite for taking part in the exam that the participation requirement for this program element has been complied with. In this program element, students must take part in all scheduled lessons (see section 12.4. for more details on attendance and participation requirements).

5.7. Look Development 1 - Graphic and Digital Environment Development and Design: Theory, Methods and Techniques**5.7.1. Content**

The objective of this program element is for students to gain knowledge of the aesthetic, communicative, and technical aspects of look development for integrating a cg asset into a live action environment. Students will analyze reference and produce materials for their quadruped asset from the previous program element that will serve to integrate in their chosen environments. Students will also strengthen their skills for cinematography for implementing their assets in their environment.

- Look development; implementation of the light, shade, render and composting of the quadruped character asset to the final shot

5.7.2. Learning objectives**Knowledge:**

Students should acquire knowledge of:

- working with live-action environments
- working with HDRI and photogrammetry sets to match and simulate lighting conditions from a live-action environment
- procedural shading and how it can supplement texturing

- render engine works with aim on efficiency and quality in renders
- 3d render passes and how they can be utilized in compositing
- analyzing the set-up render passes from the 3d software needed for the shot
- multi-pass compositing – recreating the beauty-pass in comp
- integration techniques for CG elements to match a live-action environment
- projection analysis and workflow
- set dressing

Skills:

Students should acquire the skills to:

- create procedural shading for their shot
- integrate CG elements into a live-action environment using: HDRI and photogrammetry techniques to simulate lighting conditions from the live-action environment
- composite integration techniques to match the live-action environment
- set up render passes
- work with a render engine efficiently while preserving quality
- work with a multi-pass compositing setup - with focus on recreating the beauty-pass in comp to allow for maximum flexibility and efficiency in compositing
- develop an efficient workflow for compositing
- implementing a consistent folder structure and pipeline for this assignment

Competences:

Students should develop competence to:

- perform a relevant work method, following the stages of the cg workflow
- set their own learning goals in relation to the outlined learning objectives of the curriculum
- give and receive constructive critique
- see the importance of making decisions in order to move forward in production
- set and meet deadlines on the basis of a structured working process
- balance artistic choices with economy

5.7.3. ECTS credits

The program element is equivalent to 5 ECTS credits. The total ECTS credits of the course program are 210 ECTS.

5.7.4. Exams

The learning objectives of the program element are tested at the following exams: at the 3rd semester test at the end of the 3rd semester (for more details on Exams, see section 11.1.)

It is a prerequisite for taking part in the exam that the participation requirement for this program element has been complied with. In this program element, students must take part in all scheduled lessons (see section 12.4. for more details on attendance and participation requirements).

5.8. Character for Animation - Graphic and Digital Character Development and Design: Theory, Methods and Techniques.**5.8.1. Content**

The purpose of this program element is for students to gain knowledge of the aesthetic, communicative, and technical aspects for creation of 3d character assets animation. Students will strengthen their understanding of translating 2d designs into functional cg assets. Furthermore they will gain insight and practice for implementing their assets in with a team to create a consistent visual look and consider the functionality of the rig for performance.

- Character Modeling for animation
- UV mapping workflow and technique
- Character Rigging for animation
- CG planning and workflow

5.8.2. Learning objectives

Knowledge:

Students should acquire knowledge of:

- how shape, volume and proportions shapes effects character performance for animation
- awareness of believable anatomy, even in stylized or cartoony characters
- sculptural approach to modeling
- UV mapping workflows and techniques
- rigging a biped character for animation
- communicating with the animators about the characters needs for performance
- analyzing and developing a folder structure and pipeline for this assignment

Skills:

Students should acquire the skills to:

- model, sculpt and UV a 3d biped character asset and make it production ready for rigging
- rig a biped character asset and making it production ready for animation
- analyze the animatic and previz for the rigs functionality
- work within a team to implement a consistent style in the translation of the designs into 3d biped character asset
- work within a team to implement a consistent set up for the character rigs
- implementing a consistent folder structure and pipeline for this assignment within the team

Competences:

Students should develop competences to:

- see the importance of making decisions in order to move forward in production
- set and meet deadlines on the basis of a structured working process
- balance artistic choices with economy
- give and receive constructive critique

5.8.3. ECTS credits

The program element is equivalent to 10 ECTS credits. The total ECTS credits of the course program are 210 ECTS.

5.8.4. Exams

The learning objectives of the program element are tested at the 2nd year exam at the end of the 4th semester (for more details on Exams, see section 11.1.).

It is a prerequisite for taking part in the exam that the participation requirement for this program element has been complied with. In this program element, students must take part in all scheduled lessons (see section 12.4. for more details on attendance and participation requirements).

5.9. Development and Preproduction - Core Area: Digitally Based Production Processes for CG Artists

5.9.1. Content

This program element enables the CG artist students to use all the gained knowledge thus far to work on the development and preproduction of a CG film or interactive production. Students will be able to go into depth with the original content for the project, developing and planning CG assets and shots that communicates clearly and dynamically the genre, tone and theme.

Management theory, economy, team collaboration, leadership and tools to create a successful project for CG artists will be addressed. The objective of this program element is for students to become knowledgeable with all the processes involved in development of in original IP through the preproduction for the CG artist's perspective. It includes working with colleagues in various roles and becoming proficient with the CG related areas of preproduction, evaluating and delivering their tasks in a production ready state within a timely manner.

- Development and Preproduction for CG Artists
- Planning and Management for CG Preproduction
- Research and Development for CG assets and shots
- Story and Design in relation to CG assets and shots
- Rig testing
- CG Artist's Team Meetings

5.9.2. Learning objectives

Knowledge:

Students should acquire knowledge of:

- how to analyze the character model in relation to the visual style
- how to analyze the character rig set up in relation to the animation style
- going from key shot development to previs/layout stage which supports the film's genre, tone and/or mood including cinematography, cinematic design (camera, focal length, film back/aperture) relating to storytelling elements
- creating relevant model, construction, pose and expression sheets for 2d and/or 3d characters
- researching and development of the software, tools, workflow and pipeline for the CG pipeline
- vertical slice : research and development of translations of visual development art into workflow for the production including texture and look development, light and camera
- developing and testing an visual style in relation to the project's storytelling and economy of the project and team
- using the vertical slice to plan shot production
- research and development of project specific pipeline and its efficiency
- research and development of tools and software needed for production
- time management of CG tasks
- developing and planning the production in accordance with the project brief, analyzing the scope for style and ambition level vs. available time and resources
- considering the timing and composition of edit/previs for the planned locations
- following the leads' direction
- how to plan and hold constructive CG artist meetings

Skills:

Students should acquire the skills to:

- research and analyze visual references relevant for the locations, lighting and materials
- develop and adapt to a visual style relevant to the tone, genre, and storytelling of the project and the resources of the team
- create character designs that work for the performance required
- rig test and communicate with the animators
- analyze the economic choices, quality vs quantity, team skillset and prioritizing of shots
- analyze their teams CG assets and shots, giving and receiving constructive feedback
- create consistency in the look of the shots
- to deliver a consistent look in compositing, adding the sublet details and level of polish within the framework of the production style and resources
- follow the direction 1:1 and/or in production teams
- research and develop a 3d pipeline, folder structure
- time management of CG task to complete shot production
- give estimates of their worktime and track their progress

Competences:

Students should develop competence to:

- work in a team following the direction of the leading roles and style guide
- Understanding the connection of creative and technical choices in relation to the group's economy
- plan a CG asset and scene in accordance with the relevant industry standards and practices
- plan and hold constructive CG artist meetings and dailies
- give and receive constructive criticism
- communicate constructive and successfully with their team members
- interpersonally reflect on their own professionalism and collaborative abilities

5.9.3. ECTS credits

The program element is equivalent to 5 ECTS credits. The total ECTS credits of the course program are 210 ECTS.

5.9.4. Exams

The learning objectives of the program element are tested at the following exams: The 3rd year exam at the end of the 6th semester (for more details on Exams, see section 11.1.).

It is a prerequisite for taking part in the exam that the participation requirement for this program element has been complied with. In this program element, students must take part in all scheduled lessons (see section 12.4. for more details on attendance and participation requirements).

5.10. CG Shot Production - Core Area: Digitally Based Production Processes for CG Artists**5.10.1. Content**

This program element enables the CG art students to use all the gained knowledge thus far to go from preproduction to production of CG film or interactive production. Students will be able to go into depth with the CG assets and shots to communicate clearly the visual style in the content of the tone and arc of the story.

Management theory, economy, team collaboration, leadership and tools to create a successful project for CG artists will be addressed. The objective of this program element is for the students to become knowledgeable with all the processes involved in a CG production. It includes working with colleagues in various roles and becoming proficient with the CG related areas of production, evaluating and delivering their tasks in a production ready state within a timely manner.

- Planning and Management for CG Preproduction
- CG Artist Team Meetings
- CG Shot Production
- Post-production

5.10.2. Learning objectives**Knowledge:**

- Students should acquire knowledge of:
- working as a CG team to develop consistent character models and rigs within the design style and that can function to achieve the animation style
- working within the CG team to develop a workflow of production meetings to review the edit and critique of the work
- post-production, adding the sublet details and level of polish within the framework of the production style and resources
- in depth knowledge of tools and software needed for production
- time Management and Shot planning for production
- strategies for going from Previs to shot production
- Implementation of pipeline

Skills:

Students should acquire the skills to:

- analyze and produce the quality and ambition level vs. available time and resources - balance between artistic and realistic output
- produce scenes that relay the intend look in the context of the story arc and within the given style
- working economically and efficiently while preserving quality within shading, lighting, rendering and a compositing workflow
- establish and follow a 3d pipeline, folder structure and production plan
- time management of CG task to complete assets and shots
- give estimates of their worktime and track their progress

Competences:

Students should develop competence to:

- plan and hold constructive CG artist meetings and dailies
- work in a team following the direction of the leading roles and style guide
- work as an CG artist team to develop consistent characters and environments within the visual style and content of the story and character's arc
- produce a CG scene in accordance with the relevant industry standards and practices
- give and receive constructive criticism
- interpersonally reflect on their own professionalism and collaborative abilities
- keeping an overview of the shots, tasks and assets in the breakdowns

5.10.3. ECTS credits

The program element is equivalent to 20 ECTS credits. The total ECTS credits of the course program are 210 ECTS.

5.10.4. Exams

The learning objectives of the program element are tested at the following exams: The 3rd year exam at the end of the 6th semester (for more details on Exams, see section 11.1.).

It is a prerequisite for taking part in the exam that the participation requirement for this program element has been complied with. In this program element, students must take part in all scheduled lessons (see section 12.4. for more details on attendance and participation requirements).

6. Elective Elements

In order to complete the Professional Bachelor's Degree Program in Animation, students must complete four elective elements equivalent to 5 ECTS credits each. The placement of the elective elements in the program structure is specified below in the section on placement of program elements and internship.

Electives provide students with the opportunity to enhance their study and professional skills through the personal tailoring of their degree in a desired specialization and role and by adding new perspectives within areas related to the core areas of the course program.

At the Professional Bachelor's Degree Program in Animation, students the following electives:

6.1. Elective: Specialization

6.1.1. Content

During this elective, students will decide on a direction to study more in depth within the compulsory program elements or choose to expand their study into new program elements.

CG Artist students may choose between CG Character (self-study), CG environment (self-study) or Concept Design (self-study), while Character Animation students may choose between 2d and 3d Stylized Animation (self-study) or Character Rigging (self-study). Both CG Artists and Animators may choose the new program elements, Game Design and Writing for Short Formats held as workshops.

6.1.2. Learning objectives for the specializations

6.1.2.1. CG Character (self-study)

Knowledge:

Students should acquire knowledge of:

- analyzing and implementing CG modelling techniques and workflows
- analyzing and implementing CG Sculpting techniques and workflows
- understanding of CG displacement
- asset creation and management

Skills:

Students should acquire the skills to:

- implement relevant software for their chosen workflow related to the stylistic outcome
- analyze and utilize relevant reference material
- analyze and implement CG Modelling techniques and workflows for characters
- analyze and implement CG Sculpting techniques and workflows for characters
- analyze and implement CG displacement for characters
- analyze and implement texturing workflows and techniques, combining painting and photo bashing and with effective layering
- operate "3d" texturing software
- analyze and implement CG displacement for quadrupeds
- understand the relation between topology, UV and texturing maps, and how to cultivate an efficient workflow
- understand low, mid and high frequency details and where to generate what within a modeling and texturing workflow
- implementing a consistent folder structure and pipeline for this assignment
- analyze their workflow for efficiency and speed

Competences:

Students should develop competence to:

- review their reel considering what would be piece of work would beneficial to produce to add to it
- to set their own learning goals in relation to the outlined learning objectives of the curriculum
- maintain an overview of their time management
- analyze their intention in regards to scope, complexity, skillset, and time

6.1.2.2. CG environment (self-study)

Knowledge:

Students should acquire knowledge of:

- analyzing and implementing environment design
- analyzing and implementing CG modelling techniques and workflows
- analyzing hard surface vs. organic modeling
- asset creation and management
- shader creation and management
- texturing fundamentals
- lighting fundamentals
- look development
- rendering fundamentals

Skills:

Students should acquire the skills to:

- implement relevant software for their chosen workflow related to the stylistic outcome
- analyze and utilize relevant reference material
- analyze and implement CG Modelling techniques and workflows for environments
- analyze and implement CG Sculpting techniques and workflows for environments
- analyze and implement CG displacement for environments
- analyze and implement texturing workflows and techniques, combining painting and photo bashing and with effective layering
- operate "3d" texturing software
- analyze and implement CG displacement for quadrupeds
- understand the relation between topology, UV and texturing maps, and how to cultivate an efficient workflow
- understand low, mid and high frequency details and where to generate what within a modeling and texturing workflow
- implementing a consistent folder structure and pipeline for this assignment
- analyze their workflow for efficiency and speed

Competences:

Students should develop competence to:

- review their reel considering what would be piece of work would beneficial to produce to add to it
- set their own learning goals in relation to the outlined learning objectives of the curriculum
- maintain an overview of their time management
- analyze their intention in regards to scope, complexity, skillset, and time

6.1.2.3. Concept Design (self-study)

Knowledge:

Students should acquire knowledge of:

- using visual language to create concept designs that structure throughout, a backbone, a strong foundation to build upon that is unique
- using visual language to communicate a strong theme and mood
- workflow and techniques for creating concept designs

Skills:

Students should acquire the skills to:

- implement relevant software for their chosen workflow related to the stylistic outcome

- analyze and utilize relevant reference material
- analyze their workflow for efficiency and speed

Competences:

Students should develop competence to:

- review their reel considering what would be piece of work would beneficial to produce to add to it
- set their own learning goals in relation to the outlined learning objectives of the curriculum
- maintain an overview of their time management
- analyze their intention in regards to scope, complexity, skillset, and time

6.1.2.4. 2D Stylized Animation (self-study)**Knowledge:**

Students should acquire knowledge of:

- of the animation principles in 2d stylized animation
- how to analyze reference to determine an animation style's use of the principles.
- the connection between clear gesture and timing as foundation of any performance
- analysing a character's motivation and translation to the performance

Skills:

Students should acquire the skills to:

- analyze and implement relevant reference material for their stylized animation
- analyze their workflow for efficiency and speed
- how to use extreme and breakdown poses, smears, timing and pacing to create 2d stylized animation

Competences:

Students should develop competence to:

- set their own learning goals in relation to the outlined learning objectives of the curriculum
- maintain an overview of their time management
- analyze their intention in regards to scope, complexity, skillset, and time

6.1.2.5. 3D Cartoony Animation (self-study)**Knowledge:**

Students should acquire knowledge of:

- of the animation principles in 3d stylized animation
- how to analyze reference to determine an animation style's use of the principles.
- the connection between clear gesture and timing as foundation of any performance
- analysing a character's motivation and translation to the performance

Skills:

Students should acquire the skills to:

- analyze and implement relevant reference material for their stylized animation
- analyze their workflow for efficiency and speed
- how to use extreme and breakdown poses, smears, timing and pacing to create 3d stylized animation

Competences:

Students should develop competence to:

- set their own learning goals in relation to the outlined learning objectives of the curriculum
- maintain an overview of their time management
- analyze their intention in regards to scope, complexity, skillset, and time

6.1.2.6. Character Rigging (self-study)

Knowledge:

Students should acquire knowledge of:

- of nodes, attributes, attribute connection and hierarchies, to understand the creation of simple rigging mechanics
- what it means to create a good deformation and skinning.

Skills:

Students should acquire the skills to:

- create simple rigging mechanics from basic principles to a biped rig
- to analyze and problem solve the rigs need to produce a specific animation style/performance

Competences:

Students should develop competence to:

- set their own learning goals in relation to the outlined learning objectives of the curriculum
- maintain an overview of their time management
- analyze their intention in regards to scope, complexity, skillset, and time

6.1.2.7. Game Design (Workshop)

Knowledge:

Students should acquire knowledge of:

- Theory of the core mechanics and rules of gameplay.
- User experience design in relation to interactive productions such as games and VR/AR productions.
- Basics of interactive storytelling for games and VR/AR productions.

Skills:

Students should acquire the skills to:

- Design basic interactive mechanics for games, VR/AR and other interactive projects.
- Create and develop the user journey in an interactive story experience.

Competences:

Students should develop competence to:

- Analyze the user experience design process and production needs for an interactive project.
- Creatively work with the development of interactive projects in teams consisting of various skillsets and professions.

6.1.2.8. Writing for Short Format (Workshop)

Knowledge:

Students should acquire knowledge of:

- story and scene structure of short narrative formats

Skills:

Students should acquire the skills to:

- analyze and utilize relevant reference material
- create a beat outline
- analyze and develop characters, their motivations and progression
- analyze and develop scenes, considering the environment and props for storytelling

Competences:

Students should develop competence to:

- analyze and develop upon their story's statement
- analyze their story to fit a short format

6.1.3. ECTS credits

The elective is equivalent to 5 ECTS credits. The total ECTS credits of the course program are 210 ECTS.

6.1.4. Exams

The learning objectives of the elective are tested at the following exam: the 2nd year exam after the end of the 4th semester). Please see section 11.1. Exams for more details.

It is a prerequisite for taking part in the exam that the participation requirement for the elective has been complied with. In the elective, students must take part in all scheduled lessons (see section 12.4. for more details on attendance and participation).

6.2. Portfolio Self-Study**6.2.1. Content**

In this elective, student choose a field they would like to focus their portfolio towards, in preparation for applying for internship. Groups of the selected fields will be formed. The groups will be guided on how to cultivate portfolios as well as meet with specialized teachers for reviews within that area.

In teams of two, students will meet with a staff advisor to assess their goals and make plan of action. The portfolio teams will meet regularly to give each other feedback and hold each other accountable to their deadlines.

6.2.2. Learning objectives**Knowledge:**

Students should acquire knowledge of:

- creating a professional portfolio and/or reel for their chosen field
- the application process
- expectations from the recruiters

Skills:

Students should acquire the skills to:

- analyze their current work to see what is ready, may need more work and/or what may need to be created for their reel
- edit a reel that is well paced and an appropriate length
- create an online portfolio the is easy to overview and navigate for recruiters
- create a cover letter and CV

Competences:

Students should develop competence to:

- balance their time and ambitions
- choose a field to focus their first step into their career
- give and receive constructive criticism
- make a successful application for internship
- prepare for an interview
- communicate professionally with recruiters
- interpersonally reflect on their own professionalism

6.2.3. ECTS credits

The elective is equivalent to 5 ECTS credits. The total ECTS credits of the course program are 210 ECTS.

6.2.4. Exams

The learning objectives of the program element are tested at the following exams: at the internship 2 exam following the internship period (for more details on Exams, see section 11.1).

It is a prerequisite for taking part in the exam that the participation requirement for the elective has been complied with. In the elective, students must take part in all scheduled lessons (see section 12.4. for more details on attendance and participation).

6.3. Preproduction Role Elective

6.3.1. Content

In this elective, students select a preproduction role they would like to become proficient in and gain experience with on the 3rd year production. Furthermore, they learn about their roles' key responsibilities and tasks in reference to the preproduction of the project. Students may select one or more role depending on the project and team.

In some cases their role may include leadership of their preproduction area and team members as well as collaboration with other leading positions.

In a non-leadership position, students train their abilities to support the leadership and collaborate with their colleagues in their preproduction area and between departments.

Preproduction Role Electives include: Director, Co-director, Editor, Storyboard Artist, Sound Designer, Production Manager, Art Director, Visual Development Artist: Character Designer and/or Environment Designer, Technical Director, Pipeline Supervisor and Animation Lead, Interaction Designer.

6.3.2. Learning objectives for the preproduction role electives

6.3.2.1. Director

Knowledge:

Students should acquire knowledge of:

- the role of director, tasks and responsibilities
- their role in relation to the other leads and team members
- development of a project and cultivating their director's voice
- Genre, theme and tone in relation to cinematic, visual and sound design
- leadership of their team

Skills:

Students should acquire the skills to:

- analyze, overview and communicate the vision of the project, communicating of the story arch's correlation to cinematic design to the story and design team
- write the script if necessary in conjunction with story team
- create the story beats; in conjunction with the story team
- create the character development and background description
- communicate with and approve the sound design
- directs actors in conjunction with Sound Designer
- present the project at various stages of development and preproduction

Competences:

Students should develop competence to:

- collaborate and communicate constructive with all supervisors/leads and team members creatively
- overview the film as a whole process, (In conjunction with the Production Manager)
- responsibly make final story and art approval in consideration with economic decisions with supervisors/leads
- give and receive constructive criticism
- interpersonally reflect on their own professionalism and collaborative abilities

6.3.2.2. Co-Director

Knowledge:

Students should acquire knowledge of:

- how to share or divide the role of director, tasks and responsibilities
- their role in relation to the director, other leads and team members
- sharing the development of a project and cultivating their directors' voice
- genre, theme and tone in relation to cinematic, visual and sound design
- sharing leadership of their team

Skills:

Students should acquire the skills to:

- collaborate with the director analyzing, overviewing and communicating the vision of the project, communicating of the story arch's correlation to cinematic design to the story and design team
- write the script if necessary in conjunction with story team
- create the story beats; in conjunction with the story team
- create the character development and background description
- communicate with and approve the sound design
- directs actors in conjunction with Sound Designer
- present the project at various stages of development and preproduction

Competences:

Students should develop competence to:

- collaborate and communicate constructive with all supervisors/leads and team members creatively
- overview the film as a whole process, (In conjunction with the Production Manager)
- responsibly make final art and story approval in consideration with economic decisions with supervisors/leads
- give and receive constructive criticism
- interpersonally reflect on their own professionalism and collaborative abilities

6.3.2.3. Editor**Knowledge:**

Students should acquire knowledge of:

- story structure, pacing and rhythm for the projects genre, theme and tone in collaboration with the director, co-director storyboard artists and sound designer
- sound design and its effect on the edit
- the use of a click track or temp music to develop the rhythm and pacing
- analyzing reference material to develop the edit

Skills:

Students should acquire the skills to:

- edit the animatic
- enhance the cinematography on the animatic and previz
- develop the pacing and rhythm
- suggest how to keep the edit within a manageable time frame for the resources and economy

Competences:

Students should develop competence to:

- interpret the director's vision
- collaborate and communicate well with director, sound designer and story team
- give and receive constructive criticism
- collaborate and communicate constructive and successfully with their team members
- interpersonally reflect on their own professionalism and collaborative abilities

6.3.2.4. Storyboard Artist**Knowledge:**

Students should acquire knowledge of:

- story structure and pacing for the projects genre, theme and tone in collaboration with the director, co-director, editor and sound designer
- cinematography and how to use cinematic design to relay the projects genre, theme and tone in collaboration with the director, co-director and editor
- sound design and its effect on the edit
- staging and posing of the characters to create strong performance
- developing and creating the story beats through master storytelling key shots
- using the environment to enhance the storytelling

- ways to use the camera to limit the economy in the non key shots
- workflow for storyboard process

Skills:

Students should acquire the skills to:

- structure and pace the storyboard to support the genre, theme and tone in collaboration with the director, co-director and editor
- analyze, develop and implement the cinematography to relay the project's genre, theme and tone in collaboration with the director, co-director and editor
- suggest sound design to support the scenes and edit
- develop and create the story beats through master storytelling key shots
- stage and pose the characters to create strong performance
- use the environment to enhance the storytelling
- suggest ways to use the camera to limit the economy in the non key shots
- collaborate with the visual development team; exchange ideas and give and receive feedback
- give and receive constructive criticism
- collaborate and communicate constructive and successfully with their team members
- interpersonally reflect on their own professionalism and collaborative abilities

Competences:

Students should develop competence to:

- develop and implement a workflow within the story team for the storyboard and animatic
- keep organized folder structure to ensure the editor always has the most updated animatic
- implement the design into the storyboard as if in approved
- follow the brief from the director as to the reference of cinematic style
- give and receive constructive criticism
- collaborate and communicate constructive and successfully with their team members
- interpersonally reflect on their own professionalism and collaborative abilities

6.3.2.5. *Sound Designer*

Knowledge:

Students should acquire knowledge of:

- story structure, pacing and rhythm for the projects genre, theme and tone in collaboration with the director, co-director and edit
- sound and its effects on the edit in reference to the relaying the tone
- the use of a click track or temp music to develop the rhythm and pacing
- analyzing reference material to develop the edit

Skills:

Students should acquire the skills to:

- research and reference for sound design and music in collaboration with the director
- create a scratch track for animatic in collaboration with the director
- communication with school supervisor, composer and external sound designer
- if necessary, direct actors in collaboration with the director

Competences:

Students should develop competence to:

- interpret the director's vision
- collaborate and communicate well with director and edit
- give and receive constructive criticism
- collaborate and communicate constructive and successfully with their team members
- interpersonally reflect on their own professionalism and collaborative abilities

6.3.2.6. *Production Manager*

Knowledge:

Students should acquire knowledge of:

- how to overview and plan the project in regards to team's skillset vs. vision vs. time, in conjunction with the director and other leads and supervisors.
- production tools such as the production projection, asset management tools such as excel and shotgun
- leadership of team and collaboration with other leading roles

Skills:

Students should acquire the skills to:

- set up, overview and edit production schedule and time management tools in conjunction with whole team
- analyze, maintain and/or adjust the deadlines based on the productions needs
- provide organizational and administrative support to the team
- lead and structure the teams meetings

Competences:

Students should develop competence to:

- keep communication and collaboration flowing with the whole team all leads: organizationally
- move the production forward in collaboration with the director and other leads
- be responsible for distribution of all related paper work in conjunction with the whole team
- arrange external appointments in conjunction with the supervisors as needed
- give and receive constructive criticism
- collaborate and communicate constructive and successfully with their team members
- interpersonally reflect on their own professionalism and collaborative abilities

6.3.2.7. Art Director**Knowledge:**

Students should acquire knowledge of:

- the role of art director, tasks and responsibilities
- their role in relation to the other leads and leadership of the visual development team
- genre, theme and tone in relation to visual development
- development of a style guide for the art direction of the production
- consideration of complexity and economy

Skills:

Students should acquire the skills to:

- lead the visual development based on the director's vision and reference material
- direct the research and reference process
- thoroughly establishing the style guide
- lead the visual development of the key shot for each sequence or tone shift with designer(s)
- collaborate with the story team; exchange ideas and give and receive feedback
- lead the light and color script
- lead and structure the visual development teams meetings

Competences:

Students should develop competence to:

- interpret the director's vision
- create a consistent visual look of the project in conjunction with the director and technical art director
- communicate with the director and technical art director to define whether the look is achievable with the given resource
- consideration of skillset of the team, the complexity and the economy – suggest ways to keep this in balance for feasibility of the project
- facilitate communication and collaboration with the art team
- give and receive constructive criticism
- collaborate and communicate constructive and successfully with their team members
- interpersonally reflect on their own professionalism and collaborative abilities

6.3.2.8. *Visual Development: Character Designer*

Knowledge:

Students should acquire knowledge of:

- genre, theme and tone in relation to visual development
- establishing an original look based on the reference material
- consideration of complexity and economy
- principles, theory and methods of character design

Skills:

Students should acquire the skills to:

- character development, character specific traits and background description
- research and test whether the design is possible based on the resources available art director and animation lead
- create model sheets, turnarounds, expression sheets, pose sheets in conjunction with the animation lead
- if 3d production, joint placement and rig planning with the modellers/riggers and animators before CG asset creation starts

Competences:

Students should develop competence to:

- interpret the director and art director's vision
- create a consistent visual look of the project in conjunction with the visual development team
- give and receive constructive criticism
- collaborate and communicate constructive and successfully with their team members
- interpersonally reflect on their own professionalism and collaborative abilities

6.3.2.9. *Visual Development: Environment Designer*

Knowledge:

Students should acquire knowledge of:

- genre, theme and tone in relation to visual development
- establishing an original look based on the reference material
- consideration of complexity and economy
- principles, theory and methods of environment design

Skills:

Students should acquire the skills to:

- environment development, communication of the tone and creation of background description
- research and test whether the design is possible based on the resources available art director and technical art director
- create location maps and turnarounds of the environment sheets as needed for back ground artists or modellers

Competences:

Students should develop competence to:

- interpret the director and art director's vision
- create a consistent visual look of the project in conjunction with the visual development team
- give and receive constructive criticism
- collaborate and communicate constructive and successfully with their team members
- interpersonally reflect on their own professionalism and collaborative abilities

6.3.2.10. *Technical Director*

Knowledge:

Students should acquire knowledge of:

- research and development
- visual look testing
- pipeline and workflow development in collaboration with the pipeline supervisor
- developing an efficient workflow

- achieving the look in an economic fashion and communication with the art director and director about the possibilities based on the skillset of the team and the resources available

Skills:

Students should acquire the skills to:

- develop the pipeline and workflow in collaboration with the pipeline supervisor
- oversee the asset creation; models, rigs, textures, shading (in conjunction with various team members)
- develop a consistent visual look throughout in the asset creation and shot production in collaboration with the art director
- create the asset and shot break downs in conjunction with the production manager
- be responsible for distributing who is doing the scene set up
- if a 3d production, joint placement and rig planning with the character designer, modellers, riggers and animators before 3d asset creation starts
- lead and structure the CG artists teams meetings

Competences:

Students should develop competence to:

- interpret the director and art director's vision
- create a consistent visual look of the project in conjunction with the team
- give and receive constructive criticism
- collaborate and communicate constructive and successfully with their team members
- interpersonally reflect on their own professionalism and collaborative abilities

6.3.2.11. Pipeline Supervisor**Knowledge:**

Students should acquire knowledge of:

- analyzing and implementing pipeline development
- scripting in python
- naming convention and folder structure
- render problem solving
- research and look development

Skills:

Students should acquire the skills to:

- analyze and implement the pipeline with the technical art director
- scripting pipeline tools in python
- create and maintain the naming convention and folder structure
- render problem solve: find out the best way to keep the render time limited and problem solve render issues
- research and look development with the technical art director

Competences:

Students should develop competence to:

- give and receive constructive criticism
- collaborate and communicate constructive and successfully with their team members
- interpersonally reflect on their own professionalism and collaborative abilities

6.3.2.12. Animation Lead**Knowledge:**

Students should acquire knowledge of:

- analyzing and implementing reference material
- analyzing and creating model sheets, turnarounds, expression sheets, pose sheets in conjunction with character designer(s)
- how to develop an animation style and communicate it precisely in an animation bible
- how test animation based on the needs of the character in the animatic
- if a 3d production, joint placement and rig planning with the character designers, modellers and riggers before 3d asset creation starts

- how to lead an animation team

Skills:

Students should acquire the skills to:

- research and define the animation style in conjunction with director
- research whether the style is possible based on the resources available with the art director and animation team
- be responsible for preparing the animation team to produce the animation style
- lead discussion to delegate shots to the team
- create the asset and shot break downs in conjunction with the production manager and animation team
- lead and structure the animation teams meetings

Competences:

Students should develop competence to:

- interpret the director vision
- create a consistent animation style for the project in conjunction with the animation team
- give and receive constructive criticism
- collaborate and communicate constructive and successfully with their team members
- interpersonally reflect on their own professionalism and collaborative abilities

6.3.2.13. Interaction Designer**Knowledge:**

Students should acquire knowledge of:

- the core principals of user experience design and the role of an interaction designer in a computer game, VR/AR production or other visual interactive productions
- the role in relation to the other members and roles on a production team
- game mechanics and the user journey
- testing the design through usability tests and prototypes created in an iterative production setup

Skills:

Students should acquire the skills to:

- work with and facilitate the interaction design process on a game or VR/AR production
- create interactive prototypes on an iterative level
- run a user test and test sessions of prototypes

Competences:

Students should develop competence to:

- further develop their understanding of interaction design and user experience design
- interpret the director vision
- give and receive constructive criticism
- collaborate and communicate constructive and successfully with their team members
- interpersonally reflect on their own professionalism and collaborative abilities

6.3.3. ECTS credits

The elective is equivalent to 5 ECTS credits. The total ECTS credits of the course program are 210 ECTS

6.3.4. Exams

The learning objectives of the elective are tested at the following exams: The 3rd year exam at the end of the 6th semester for more details on Exams, see section 11.1.)

It is a prerequisite for taking part in the exam that the participation requirement for the elective has been complied with. In the elective, students must take part in all scheduled lessons (see section 12.4. for more details on attendance and participation).

6.4. Production Role Elective

6.4.1. Content

In this elective, students select a production role they would like to become proficient in and gain experience with on the 3rd year production. Furthermore, they learn about their roles key responsibilities and tasks in reference to the production of the project. In some cases their role may include leadership of their production area and team members as well as collaboration with other leading positions.

In a non-leadership position, students train their abilities to support the leadership and collaborate with their colleagues in their production area and between departments.

6.4.2. Learning objectives for the preproduction role electives

6.4.2.1. Director

Knowledge:

Students should acquire knowledge of:

- the role of director, tasks and responsibilities
- their role in relation to the other leads and team members
- facilitating production of the project and keeping sight of their director's voice
- genre, theme and tone in relation to the edit and sound design
- leadership of their team through production

Skills:

Students should acquire the skills to:

- analyze, overview and communicate the vision of the project, through shot production
- keep focus on the story beats and key shots; in conjunction with the other leads
- present the project at various stages of production
- participate in dailies with the animation and CG teams
- overview the creation of the press kit with the rest of the team

Competences:

Students should develop competence to:

- collaborate and communicate constructive and successfully with all supervisors/leads and team members creatively
- give clear feedback on the shot production, while keeping in mind the economy of the shot
- continue to overview the film as a whole process, in conjunction with the production manager
- give and receive constructive criticism
- interpersonally reflect on their own professionalism and collaborative abilities

6.4.2.2. Co-Director

Knowledge:

Students should acquire knowledge of:

- how to share or divide the role of director, tasks and responsibilities
- their role in relation to the director, other leads and team members
- sharing facilitating production of the project and keeping sight of their director's voice
- genre, theme and tone in relation to the edit and sound design
- sharing leadership of their team through production

Skills:

Students should acquire the skills to:

- analyze, overview and communicate the vision of the project, through shot production
- keep focus on the story beats and key shots; in conjunction with the other leads
- present the project at various stages of production
- participate in dailies with the animation and CG teams
- overview the creation of the press kit with the rest of the team

Competences:

Students should develop competence to:

- collaborate and communicate constructive and successfully with all supervisors/leads and team members creatively
- overview the film as a whole process, in conjunction with the production manager
- responsibly make final art and story approval in consideration with economic decisions with supervisors/leads
- give and receive constructive criticism
- interpersonally reflect on their own professionalism and collaborative abilities

6.4.2.3. *Editor*

Knowledge:

Students should acquire knowledge of:

- efficient production workflow for the keeping the edit up to date

Skills:

Students should acquire the skills to:

- edit alternative versions of the animatic to test cultivating the tone and rhythm
- edit alternative versions of the animatic to manage the economy of the project if required
- keep the edit up to date with the most recent shots for all production meetings and presentations
- create a teaser for the press kit

Competences:

Students should develop competence to:

- interpret the director vision
- give and receive constructive criticism
- collaborate and communicate constructive and successfully with their team members, especially the director, sound supervisor and composers internal and/or external sound designer
- interpersonally reflect on their own professionalism and collaborative abilities

6.4.2.4. *Sound Designer*

Knowledge:

Students should acquire knowledge of:

- the terminology used by the sound designers and composers
- the use of sound or absence of sound to create tension and tone for the audience
- the process of creating sound design and/or music composition

Skills:

Students should acquire the skills to:

- create alternative versions of the sound design to test cultivating the tone and rhythm
- communication with school supervisor, composer and external sound designer
- If necessary, edit the voice recording in collaboration with the director

Competences:

Students should develop competence to:

- interpret the director vision
- give and receive constructive criticism
- collaborate and communicate constructive and successfully with their team members
- interpersonally reflect on their own professionalism and collaborative abilities

6.4.2.5. *Production Manager*

Knowledge:

Students should acquire knowledge of:

- how to overview and continue to update the plan for the project in regards to team's production speed vs. vision vs. time, in conjunction with the director and other leads and supervisors
- how to lead a team through production, organizationally and motivationally

Skills:

Students should acquire the skills to:

- edit production schedule and time management tools in conjunction with whole team
- analyze, maintain and/or adjust the deadlines based on the productions needs
- provide organizational and administrative support to the team
- lead and structure the teams meetings

Competences:

Students should develop competence to:

- keep communication and collaboration flowing with the whole team all leads: organizationally
- move the production forward in collaboration with the director and other leads
- be responsible for distribution of all related paper work in conjunction with the whole team
- arrange external appointments in conjunction with the supervisors as needed
- give and receive constructive criticism
- collaborate and communicate constructive and successfully with their team members
- interpersonally reflect on their own professionalism and collaborative abilities
- overview the press kit organizationally

6.4.2.6. Art Director**Knowledge:**

Students should acquire knowledge of:

- how to art direct through the shot production phase
- attention to details verse the production time – where to focus the work of the team
- methods of workflow for art direction through production

Skills:

Students should acquire the skills to:

- thoroughly following up on the style guide, considering where to put the economy in collaboration with the director, production manager and the technical art director
- keep focus on the key shot of each sequence or tone shift
- follow through with the color script with the CG artists and compositors

Competences:

Students should develop competence to:

- interpret the director's vision
- create a consistency of the visual look of the film in conjunction with the director and technical art director
- facilitate communication and collaboration with the CG art team
- give and receive constructive criticism
- collaborate and communicate constructive and successfully with their team members
- interpersonally reflect on their own professionalism and collaborative abilities

6.4.2.7. Technical Director**Knowledge:**

Students should acquire knowledge of:

- how to lead the technical art direction through the shot production phase
- attention to details verse the production time – where to focus the work of the team
- methods of workflow for technical art direction through production

Skills:

Students should acquire the skills to:

- thoroughly following up on the style guide, considering where to put the economy in collaboration with the director, production manager and the art director
- keep focus on the key shot of each sequence or tone shift
- keep the asset and shot break downs updated in conjunction with the CG team and production manager, redistribute the workload if needed
- lead and structure the CG artists teams meetings

Competences:

Students should develop competence to:

- interpret the director vision
- create a consistent animation style for the project in conjunction with the animation team
- give and receive constructive criticism
- collaborate and communicate constructive and successfully with their team members
- interpersonally reflect on their own professionalism and collaborative abilities

6.4.2.8. Pipeline Supervisor**Knowledge:**

Students should acquire knowledge of:

- analyzing and following up with process of the pipeline
- render problem solving

Skills:

Students should acquire the skills to:

- analyze the implementation of the pipeline with the technical art director
- assess pipeline tools, keep them functional
- maintain the naming convention and folder structure
- render problem solve: find out the best way to keep the render time limited and problem solve render issues

Competences:

Students should develop competence to:

- give and receive constructive criticism
- collaborate and communicate constructive and successfully with their team members
- interpersonally reflect on their own professionalism and collaborative abilities

6.4.2.9. Animation Lead**Knowledge:**

Students should acquire knowledge of:

- working within

Skills:

Students should acquire the skills to:

- thoroughly following up on the animation progress, considering where to put the economy in collaboration with the director and production manager
- keep focus on the key shot of each sequence or tone shift
- keep the asset and shot break downs updated in conjunction with the animation team and production manager, redistribute the workload if needed
- lead and structure the animation teams meetings

Competences:

Students should develop competence to:

- interpret the director vision
- give and receive constructive criticism
- collaborate and communicate constructive and successfully with their team members
- interpersonally reflect on their own professionalism and collaborative abilities

6.4.2.10. Interaction Designer

Knowledge:

Students should acquire knowledge of:

- the core principals of user experience design and the role of an interaction designer in a computer game, VR/AR production or other visual interactive productions
- the role in relation to the other members and roles on a production team
- game mechanics and the user journey
- testing the design through usability tests created in an iterative production setup

Skills:

Students should acquire the skills to:

- work with and facilitate the interaction design process on a game or VR/AR production
- create interactive prototypes on an iterative level
- curate user tests throughout production

Competences:

Students should develop competence to:

- understand and describe the user journey and game mechanics of a game and VR/AR production
- further develop their understanding of interaction design and user experience design
- interpret the director vision
- give and receive constructive criticism
- collaborate and communicate constructive and successfully with their team members
- interpersonally reflect on their own professionalism and collaborative abilities

6.4.2.11. Animator

Knowledge:

Students should acquire knowledge of:

- working animation shot production
- working in an animation team to create a specific and consistent animation style
- efficiency and speed in animation workflow
- character performance, defining character specific traits and contrast in characters
- organization in animation shots, naming convention and folder structure

Skills:

Students should acquire the skills to:

- create animation shot production
- create a specific and consistent animation style
- analyze their workflow for efficiency and speed in animation
- create character performances, with clear silhouettes, character specific traits and contrast in characters
- keep their animation files organized and tidy
- follow the naming convention and folder structure

Competences:

Students should develop competence to:

- interpret the director vision
- give and receive constructive criticism
- collaborate and communicate constructive and successfully with their team members
- interpersonally reflect on their own professionalism and collaborative abilities

6.4.2.12. CG Generalist

Knowledge:

Students should acquire knowledge of:

- working CG asset and shot production
- working in an CG artist team to create a specific and consistent visual look

- efficiency and speed in CG workflow
- cultivating strong translation of the design, material and light reference into the cg assets and shots
- organization in shots, naming convention and folder structure

Skills:

Students should acquire the skills to:

- create CG assets and shot production
- create a specific and consistent visual look
- analyze their CG workflow for efficiency and speed
- keep their files organized and tidy
- follow the naming convention and folder structure

Competences:

Students should develop competence to:

- interpret the director vision
- give and receive constructive criticism
- collaborate and communicate constructive and successfully with their team members
- interpersonally reflect on their own professionalism and collaborative abilities

6.4.2.13. Compositor**Knowledge:**

Students should acquire knowledge of:

- working compositing passes
- working the art director to create a specific and consistent visual look
- efficiency and speed in compositing workflow
- cultivating strong translation of the color script into the final shots
- organization in shots, naming convention and folder structure

Skills:

Students should acquire the skills to:

- create compositing passes as relevant to the production
- create a specific and consistent visual look
- analyze their compositing workflow for efficiency and speed
- keep their files organized and tidy
- follow the naming convention and folder structure

Competences:

Students should develop competence to:

- interpret the director vision
- create a consistent animation style for the project in conjunction with the animation team
- give and receive constructive criticism
- collaborate and communicate constructive and successfully with their team members
- interpersonally reflect on their own professionalism and collaborative abilities

6.4.3. ECTS credits

The elective is equivalent to 5 ECTS credits. The total ECTS credits of the course program are 210 ECTS.

6.4.4. Exams

The learning objectives of the elective are tested at the following exams: The 3rd year exam at the end of the 6th semester (for more details on Exams, see section 11.1.)

It is a prerequisite for taking part in the exam that the participation requirement for the elective has been complied with. In the elective, students must take part in all scheduled lessons (see section 12.4. for more details on attendance and participation).

7. Credit transfer

Passed program elements, including internships, may equate the program elements available at other educational institutions in Denmark offering the Professional Bachelor's Degree Program in Animation or a similar program.

Credit transfer is awarded based on a professional evaluation of whether or not the passed elements or prior work experience matches the level and contents of one or more elements and/or internships in the Professional Bachelor's Degree Program in Animation.

The rules for automatic, compulsory credit transfer can be found in the Ministerial Order on Admission to Academy Profession Programs and Professional Bachelor Programs and in the Ministerial Order on Academy Profession Programs and Professional Bachelor Programs.

The obligation to inform on passed program elements from other institutions on the same level as well as the rules for automatic, compulsory credit transfer can be found in the Ministerial Order on Admission to Academy Profession Programs and Professional Bachelor Programs and in the Ministerial Order on Academy Profession Programs and Professional Bachelor Programs. These rules also apply to elective elements on the Professional Bachelor's Degree Program in Animation.

The application for credit transfer, which is not covered by the rules for compulsory credit transfer, must be submitted to the course administration not later than one month prior to the start of the program element/internship for which credit is applied. The application for credit transfer must be submitted to:

The Animation Workshop, VIA University College
Kasernevej 5
8800 Viborg
Att.: Animation
Email: taw.bachelor@via.dk

8. Placement of program elements and internships, including exams in the program structure

The Professional Bachelor's Degree Program in Animation is a full-time higher education. Students who follow the standard program structure, including exams, will follow the below progression:

Character Animation

Core elements/semester	1st semester	2nd semester	3rd semester	4th semester	5th semester	6th semester	7th semester
Visual Communication and presentation	10 ECTS		5 ECTS	5 ECTS			
Character Animation and Computer Graphic Arts		5 ECTS		5 ECTS			
Animation production, technology and industry		5 ECTS	5 ECTS		10 ECTS	15 ECTS	
2D Character animation: Theory, methods and techniques	20 ECTS	15 ECTS					
3D Character animation: Theory, methods and techniques			15 ECTS	10 ECTS			
Digitally based production processes for Animators		5 ECTS			5 ECTS	5 ECTS	
Elective Elements				5 ECTS	15 ECTS	10 ECTS	
Internship			5 ECTS	5 ECTS			20 ECTS
Bachelor Project							10 ECTS
End of semester exam							

Computer Graphic Arts

Core elements/semester	1st semester	2nd semester	3rd semester	4th semester	5th semester	6th semester	7th semester
Visual Communication and presentation	10 ECTS		5 ECTS	5 ECTS			
Character Animation and Computer Graphic Arts		5 ECTS		5 ECTS			
Animation production, technology and industry		5 ECTS	5 ECTS		10 ECTS	15 ECTS	
Graphic & digital character development and design; Theory, methods and techniques		15 ECTS	5 ECTS	10 ECTS			
Graphic & digital environment development and design; Theory, methods and techniques	15 ECTS	5 ECTS	5 ECTS				
Digitally based production processes for CG Artists	5 ECTS		5 ECTS		5 ECTS	5 ECTS	
Elective Elements				5 ECTS	15 ECTS	10 ECTS	
Internship			5 ECTS	5 ECTS			20 ECTS
Bachelor Project							10 ECTS
End of semester exam							

The Professional Bachelor's Degree Program in Animation can deviate from the above progression in case of periods of extended illness, maternity/paternity leave or for other valid reasons. In such cases, a student will not follow the above progression. Likewise, a student whose progression has been altered cannot be assured to follow the program with the same group of students.

9. Parts of the program which can be completed abroad

Internships may be carried out abroad without special application/agreement to this effect.

In addition, students may complete a program element equivalent to as a minimum 5 and as a maximum 30 ECTS credits abroad (i.e. maximum one full semester). To enroll in a program abroad, students must submit an application to the program management of the Professional Bachelor's Degree Program in Animation. Students may study abroad on the 2nd or 3rd year (i.e. on the 3rd, 4th, 5th or 6th semester).

Application to complete program elements abroad must be submitted to the Study Coordinator for the class that the program elements to be completed are a part of. Application to complete elements on the autumn semester must be submitted prior to 1 June whereas application for elements on the spring semester must be submitted prior to 1 December.

The application must include a description of the elements that replace the elements under this curriculum (scope, purpose, learning objectives).

To complete one or more program elements abroad, students must as a minimum have finished their first year of study.

10. Internship

To complete a period of internship, students must meet the requirements of the internship agreement. After the internship period, The Professional Bachelor's Degree Program in Animation approves or fails (a period of) the internship, based on recommendation from the internship company and the fulfillment of the written report.

Compulsory attendance applies to the full period of the internship.

10.1. Requirements and approval

To obtain approval of an internship period, at least half of the period (excluding any periods of illness, etc.) must have been completed. If an internship period is terminated before half of the period is completed or without the student complying with the objectives of the internship agreement, the student must be offered to complete the internship at another internship company. In the event that it is not possible to offer the student to complete the internship at another internship company, the internship will not be approved, and the student will be offered to complete a new period of internship.

Another period of internship may be placed at another time during the course program if, for administrative or practical purposes, it is not possible to offer internship in the same semester. For more information, please refer to the above overview of placement of program elements and internship.

10.2. The role of the educational institution

It is the responsibility of the educational institution to ensure that the internship requirements specified are complied with. This is necessary to secure that the student has the possibility of meeting the learning objectives of the internship.

The educational institution must ensure that the student doing the internship works towards complying with the learning objectives of the internship in an appropriate manner. In the event that the educational institution suspects that a student enrolled in an internship program will not be able to comply with the learning objectives of the internship or does not work appropriately to meet the objectives, the educational institution may contact the student to offer guidance to the student.

The internship company does not hold the authority to evaluate whether the intern has the necessary skillset and level to work professionally within the Animation/CGI field. The evaluation of the intern that the host writes is solely an evaluation of the internship and whether the intern fulfilled the requirements of the internship as a whole.

The internship company is under commitment not to terminate the internship prematurely before the program management of the Professional Bachelor's Degree Program has been contacted with the purpose of solving a conflict or problem between the student and host.

11. Exams on the Professional Bachelor's Degree Program in Animation

All exams on the Professional Bachelor's Degree Program in Animation are conducted in English.

The Professional Bachelor's Degree Program in Animation offers exams under special conditions to students with special needs, e.g. health and linguistic issues, to ensure that these students will have the possibility to complete exams on an equal footing with students without such needs. The level of the exam as well as the objectives and criteria for assessment of the exam performance can never be altered by an offer to do an exam under special conditions.

Exams under special conditions are offered to students by application and on an individual basis. The program management assesses the merits of each application and decides if and to what extent an exam of special conditions is warranted.

11.1. Exams on the Professional Bachelor's Degree Program in Animation

The exams on the Professional Bachelor's Degree Program in Animation are assessed on the basis of the learning objectives of one or more of the program elements of the program. The learning objectives assessed at each specific exam are specified below.

At the start of each program element, a student is automatically registered for all exams in that particular element. By being registered for an exam, a student uses an exam attempt.

11.1.1. First Semester Exam – Character Animation Line

Area

The learning objectives for the program elements that are part of the 1st semester test:

- 3.2 Drawing and Design
- 4.1 Animation Drawing
- 4.2 Animation Physicality

Competences

The focus of the 2d animation test is on the physics of the character and the basic animation principles. Students should be able to carry out the animation, choosing an appropriate workflow method, as well as involving reference material as needed in order to portray character's movement. Consideration should be taken to the model construction and consistency of the design as well as the staging and posing of the character.

Prerequisites for the exam

As a prerequisite to attend the exam, students prepare and hand in a showreel with the following assignments from the first semester.

1. Jam Project: 1-2 shots from the film with animation or artwork student has worked on;
2. Construction for Animation: 3 assignments 1) sketching and construction assignment 2) gesture and expression assignment 3) character turnaround;
3. Design I: 3 assignments 1) a line based assignment; 2) a shape based assignment 3) a value based assignment;
4. Drawing: 2 assignments 1) a perspective assignment 2) a value render assignment;
5. Animation Basics: 2 animation assignments 1) a ball with an attitude 2) a flour sack jump;
6. Animation Workflow: an animation scene with key drawings;
7. Inbetweening: 2 assignments 1) inbetweened animation scene from Animation Workflow course 2) an inbetweened professional animation scene;
8. Digital Painting: a composition assignment based on the given theme;
9. Design 2: 4 assignments 1) a dimensional object design 2) a spatial composition assignment 3) a spatial composition including atmospherics 4) a texture design assignment;
10. Walk Cycle animation: 2d animation assignment;
11. Attitude Walk animation: 2d animation assignment;
12. Intro to TV Paint: 2d digital animation assignment;

13. Acting to Music Animation: 2d animation assignment;
14. Dance Animation: 2d animation assignment;

In addition, students write the Mid-Year Reflection paper, focusing on their own development during the 1st semester. The scope of the report must be 1200-1600 words and the reflection must be structured according to the template given out prior to the end of the semester.

It is a prerequisite for participating in the oral exam that the exam assignments have been handed in within the deadline.

Furthermore, it is a prerequisite for participating in the exam that the attendance requirement has been complied with (for more details, see the section 12.4 on attendance and participation).

Exam form

Oral test based on exam assignment

Duration: 25 minutes.

The test is individual.

Basis for exam

The exam is based on the 2d animation test assignment that the student should create over a period of three days based on an outline. The outline is handed out at the beginning of the exam.

Scope, project and written product

Students are required to complete 72 frames (3 seconds) of animation based on the given storyboard, model sheets and background.

Basis for assessment

The individual oral exam is based on the animation exam assignment. Students are expected to present their assignment; the intention, where they succeeded, struggled, and what they would like feedback on. When assessing the student's assignment, emphasis is placed on the extent to which the student is able to demonstrate the knowledge of the core areas covered in the 1st semester in their work.

Moreover, the assessment is based on the extent to which the student is able to reflect on his/her own learning and development during the semester, as displayed through the assignment.

Assessment

The exam is assessed according to the 7-point grading scale by an internal examiner.

11.1.2. First Semester Exam – CG Artist Line

Area

The learning objectives for the program elements that are part of the 1st semester exam:

- 3.2 Drawing and Design
- 5.1 CG Art Software 1
- 5.2 3D Workflow – Environment Development

Competences

Students should address the workflow and pipeline of an entire 3D indoor environment, in which the students develop, design and produce work for each step of the production.

Prerequisites for the exam

As a prerequisite to attend the exam, students prepare and hand in a showreel with the following assignments from the first semester.

1. Jam Project: 1-2 clips from the film with your animation or other aspects you worked on.
2. Intro to Adobe: Short film assignment created as part of introduction to the Adobe software package.
3. Design 1: 3 assignments 1) a line based assignment 2) a shape based assignment 3) a value based assignment.
4. Construction Drawing: 2 assignments 1) a perspective assignment 2) a value render assignment
5. Intro To Maya Part I: 1) An intro to simple Polygon modeling assignment 2) Intro to Polygon, Paint FX & UV editor assignment 3) Intro to NURBs modeling and camera animation assignment

6. Design 2: 4 assignments 1) Dimensional object design 2) spatial composition assignment 3) spatial composition & atmospheric design 4) texture design assignment
7. Intro To Maya Part II: 1) Advanced modeling assignment 2) Intro to render engine assignment

As a prerequisite, students write the Mid-Year Reflection paper, focusing on their own development during the 1st semester. The scope of the report must be 1200-1600 words and the reflection must be structured according to the template given out prior to the end of the semester.

It is a prerequisite for participating in the oral exam that the exam assignments have been handed in within the deadline.

Furthermore, it is a prerequisite for participating in the exam that the attendance requirement has been complied with (for more details, see the section 12.4 on attendance and participation).

Exam form

Oral exam based on making of reel and reflection paper

Duration: 25 minutes.

The exam is individual.

Basis for exam

The exam is based on the making-of reel from the 3d Workflow – Environment Development program element. Students are given five working days at the end of the semester to assemble and complete their project.

Scope, project and written product

Students are required to hand in a Making of Reel, demonstrating their work from each of the pipeline and production steps on their 3d Workflow – Environment Development program. This includes from Environment Design, Environment Modeling and UV mapping, Intro to Texturing and Lighting Materials. Furthermore, the students are required to hand in their Maya Project directory for review.

1. Environment Project – Making of Reel
 - a. Concept Design – Mood board/Material & Light board. Thumbnails and sketches and final piece
 - b. Turn around of hero assets/props and UV and texture maps.
 - c. Final Render and breakdown of compositing.

Basis for assessment

The individual oral exam is based on the making of reel. When assessing the student's reel, emphasis is placed on the extent to which the student is able to demonstrate the knowledge of the core areas covered in the 1st semester in their work.

Moreover, the assessment is based on the extent to which the student is able to reflect on his/her own learning and development during the semester, as displayed through the assignment.

Assessment

The exam is assessed according to the 7-point grading scale by an internal examiner.

11.1.3. First Year Exam (at the end of the 2nd semester) - Character Animation Line

Area

At the exam, the learning objectives for the following program elements on the 1st and 2nd semester are tested:

- 3.1 Animation and Film Studies 1
- 3.3 Preproduction Methods and Workflow 1
- 4.3 Animation Stylization
- 4.4 Animation Software & Production

Competences

Emphasis is placed on the extent students are able to plan and carry out a storyboard and a complex digital animation scene, following the necessary animation stages and choosing the appropriate workflow method, as well as involving reference material as needed in order to portray character's acting.

Prerequisites for the exam

As a prerequisite to attend the exam, students prepare and hand in a showreel with the following assignments from the second semester.

1. Storyboard: Animatic assignment
2. Color: Digital color assignment
3. Designing for Stylization: Character design and stylized 2d animation assignment
4. Monologue Animation: 2d animation assignment
5. Layout/AE: 3 layout assignments 1) 2D animation layout 2) 2D camera movement 3) digital layout 4) Intro to After Effects assignment(s);
6. SSF Project: a short "making of" reel with student's work from the project: story beats, designs and animation scenes, crediting other artists when relevant.
7. Interaction Animation: 2d animation assignment;
8. Stylized Animation: 2d animation assignment;
9. La Poudriere Collaboration: 2d animation tests & scenes.

In addition, students are required to write an End-Year Reflection paper focusing on their own development during the 2nd semester. The scope of the report must be 1200-1600 words and the reflection must be structured according to the template given out prior to the end of the semester.

It is a prerequisite for participating in the oral exam that the exam assignments have been handed in within the deadline.

Furthermore, it is a prerequisite for participating in the exam that the attendance requirement has been complied with (for more details, see the section 12.4 on attendance and participation).

Exam form

Oral exam based on storyboard assignment, animation assignment, showreel and reflection paper

Duration: 25 minutes.

This is an individual exam.

Basis for exam

The exam is based on storyboard assignment and digital 2d animation assignment. The outline for the assignments are handed out at the beginning of the exam.

Scope, project and written product

Students are required to do 120 frames (5 seconds) animation completed in TV Paint using the given storyboard, layout and model sheets. Students have four and a half days to complete the assignment.

In addition, students are given storyboard assignment (for duration of 2 ½ hours).

Basis for assessment

The individual oral exam is based on the exam assignments, storyboard and animation. Students are expected to present their assignment; the intention, where they succeeded, struggled, and what they would like feedback on. When assessing the student's exam, emphasis is placed on the extent to which the student is able to demonstrate the knowledge of the program elements covered in the 1st semester and 2nd semester in their work.

Moreover, the assessment is based on the extent to which the student is able to reflect on his/her own learning and development during the semester, as displayed through the assignment.

Assessment

The exam is assessed according to the 7-point grading scale by an external examiner.

11.1.4. First Year Exam (at the end of the 2nd semester) – CG Artist Line*Area*

At the exam, the learning objectives for the following program elements on the 1st and 2nd semester are tested:

- 3.1 Animation and Film Studies 1
- 3.3 Preproduction Methods and Workflow 1
- 5.3 Biped Character - Development
- 5.4 2½D Workflow – Environment Development

Competences

Students should have a firm grasp of both the creative and technical aspects of the production pipeline for a CG Artist. The student will be tested on their perception and implementation of 2D work and 3D modeling work. Emphasis is placed on the student's ability to plan out and implement a complex production tasks in a CG pipeline. Students are expected to choose and select relevant software tools and apply their knowledge of visual communication relevant for the assignment requirements.

Prerequisites for the exam

As a prerequisite to attend the exam, students prepare and hand in a showreel with the following assignments from the second semester.

1. Storyboard: animatic assignment
2. Color: Digital color assignment
3. Biped Character: The students must include their progression, of their Biped Project, which consists of the character design and a 3D model turnaround
4. Layout & Compositing: 1) 2D layout assignment 2) 2D camera movement assignment 3) Digital layout and compositing assignment.
5. SSF Project: Create a short *making of* reel with your work from the project: story beats, designs and background work, crediting other artists when relevant.
6. Concept Development: Concept development work, final piece.
7. Intro to Rigging: The students must include a video demonstration of the rig created during the Intro to Rigging.

Furthermore, they are required to write an End-Year Reflection paper focusing on their own development during the 2nd semester. The scope of the report must be 1200-1600 words and the reflection must be structured according to the template given out prior to the end of the semester.

It is a prerequisite for participating in the oral exam that the assignment has been handed in within the deadline stipulated and complies with the criteria described above.

Furthermore, it is a prerequisite for participating in the exam that the attendance requirement has been complied with (for more details, see the section 12.4 on attendance and participation).

Exam form

Oral exam based on storyboard assignment, 3d production pipeline assignments, showreel and reflection paper

Duration: 25 minutes.

This is an individual exam.

Basis for exam

The exam is based on storyboard assignment and 3d production pipeline assignments. The outline for the assignments are handed out at the beginning of the exam.

Scope, project and written product

Students have 4½ days to complete a selection of 3d production pipeline assignments.

In addition, students are given storyboard assignment (for duration of 2 ½ hours).

Basis for assessment

The individual oral exam is based on the exam assignments, storyboard and 3d pipeline. Students are expected to present their assignment; the intention, where they succeeded, struggled, and what they would like feedback on. Emphasis is placed on the student's reflections on and argumentation for his/her choices in working with the assignment and the extent to which the student is able to demonstrate the knowledge of the program elements covered in the 1st semester and 2nd semester in their work.

Moreover, the assessment is based on the extent to which the student is able to reflect on his/her own learning and development during the semester, as displayed through the assignment.

Assessment

The exam is assessed according to the 7-point grading scale by an external examiner.

11.1.5. 3rd Semester Exam - Character Animation Line*Area*

The learning objectives of the following program elements are tested at the exam:

- 3.5 Storytelling, Cinematography and Previz
- 4.5 Animation Basics

Competences

Students plan and create a 3d animation scene from thumbnailing to blocking and polishing, applying basic animation principles and using the relevant animation workflow. Emphasis will be placed on cinematography; staging, lens and posing and how this supports communication of the storytelling. Furthermore, physicality principles of animation as relevant for the scene.

Prerequisites for the exam

As a prerequisite to attend the exam, students prepare and hand in a showreel with the following assignments from the third semester.

1. Animation Basics: 1) Turn 3d animation assignment, 2) Swing 3d animation assignment, 3) Bow 3d animation assignment, 4) Walk 3d animation assignment, 5) Run 3d animation assignment, 6) Weight shift 3d animation assignment, 7) Lift 3d animation assignment, 8) Parkour 3d animation assignment, 9) Pantomime 3d animation assignment
2. Storytelling, Cinematography and Previz: NGO Previz produced in groups

Furthermore, they are required to write the Mid-Year Reflection paper, focusing on their own development during the 3rd semester. The scope of the report must be 1200-1600 words and the reflection must be structured according to the template given out prior to the end of the semester.

It is a prerequisite for participating in the oral exam that the exam assignments have been handed in within the deadline.

Furthermore, it is a prerequisite for participating in the exam that the attendance requirement has been complied with (for more details, see the section 12.4 on attendance and participation).

Exam form

Oral review based on the handed in animation assignment, showreel and reflection paper

Duration: 40 minutes.

The exam is individual.

Basis for exam

The exam is based on

The exam is based on the 3d animation test assignment that the student should create over a period of five days based on an outline. The outline is handed out at the beginning of the exam.

Scope, project and written product

Students are required to create a 5-7 seconds animation scene based on the hand out requirements.

Basis for assessment

The individual oral exam is based on the animation exam assignment. Students are expected to present their assignment; the intention, where they succeeded, struggled, and what they would like feedback on. When assessing the student's assignment, emphasis is placed on the extent to which the student is able to demonstrate the knowledge of the core areas covered in the 3rd semester in their work.

Moreover, the assessment is based on the extent to which the student is able to reflect on his/her own learning and development during the semester, as displayed through the assignment.

Assessment

The exam is assessed according to the 7-point grading scale by an internal examiner.

11.1.6. 3rd Semester Exam - CG Artists Line*Area*

The purpose of the exam is to assess each student knowledge level, based on the different workflows and programs that was introduced during the 3rd semester.

The learning objectives of the following program elements are tested at the exam:

- 3.5 Storytelling, Cinematography and Previz
- 5.5 CG Art Software 2
- 5.6 Quadruped Character Development
- 5.7 Look Development 1

Competences

Students should address the workflow and pipeline of their quadruped character through look development, for which the students develop, design and produce work for each step of the production.

Prerequisites for the exam

As a prerequisite to attend the exam, students write the Mid-Year Reflection paper, focusing on their own development during the 3rd semester. The scope of the report must be 1200-1600 words and the reflection must be structured according to the template given out prior to the end of the semester.

It is a prerequisite for participating in the oral exam that the reel and reflection paper has been handed in within the deadline stipulated and complies with the criteria described above.

Furthermore, it is a prerequisite for participating in the exam that the attendance requirement has been complied with (for more details, see the section 12.4 on attendance and participation).

Exam form

The oral exam is based on a making of reel.

Duration: 40 minutes.

The exam is individual.

Basis for exam

The exam is based on the making-of reel from the Quadruped Character and Look Develop 1 program elements and the digitally based production processes for CG Artist. Students are given 3 working days at the end of the program elements to assemble the making of reel.

Scope, project and written product

Students are required to hand-in work from each of the pipeline steps which make up the program elements listed above as a showreel. The reel must include:

1. CG Art Software 2 Nuke Compositing: progression break down of all assignments
2. Quadruped Character Development: 1) Quadruped concept design, 2) turnaround of quadruped model showing topology, UV, maps, texture, shading and final composite with integration all the elements
3. Look Development 1: 1) Live-action shot where the quadruped is integrated into a live-action environment 2) Breakdown of the live-action shot to see how the student has worked with the integration of the creature into the live-action setting

Basis for assessment

The individual oral exam is based on the showreel. Students are expected to present their assignment; the intention, where they succeeded, struggled, and what they would like feedback on. When assessing the student's assignment, emphasis is placed on the extent to which the student is able to demonstrate the knowledge of the core areas covered in the 3rd semester in their work.

Moreover, the assessment is based on the extent to which the student is able to reflect on his/her own learning and development during the semester, as displayed through the assignment.

Assessment

The exam is assessed according to the 7-point grading scale by an external examiner.

11.1.7. Second Year Exam (at the end of the 4th semester) – Character Animation Line

Area

The learning objectives of the following program elements are tested at the exam:

- 3.4 Animation and Film Studies 2
- 3.6 3d Production Methods, Roles, Collaboration and Entrepreneurship
- 3.7 Story Development and Pitching

- 4.6 Advanced Animation 1
- 4.7 Advanced Animation 2
- 3.12.1 Internship 1 – NGO production
- 6.1 Elective: Specialization

Competences

At the oral exam, students must defend the artistic and technical choices made in their practical assignment as well as reflect on their workflow. Furthermore, emphasis is placed on the student's ability to demonstrate and reflect on knowledge, skills and competences gained over the 3rd and 4th semesters in regards to their specialization and from the NGO production working with their client as well as their collaborating with their team.

Prerequisites for the exam

As a prerequisite to attend the exam, students prepare and hand in a showreel with the following assignments from the fourth semester.

1. Quadruped: 3d animation assignment
2. Monologue: 3d animation assignment
3. Polish: 3d animation assignment
4. Interaction: 3d animation assignments
5. NGO production: Animation scenes, crediting other artists when relevant
6. NGO production: The finished 35 second NGO spot done in groups
7. NGO production: Film analysis 2000-3000 words written in groups
8. Story Development and Pitching: Three edits of one minute made in groups

In addition, students are required to hand in a written End-Year Reflection paper focusing on their own development during the 2nd year. The scope of the report must be 1200-1600 words and the reflection must be structured according to the template given out prior to the end of the semester.

It is a prerequisite for participating in the oral exam that the exam assignments have been handed in within the deadline.

Furthermore, it is a prerequisite for participating in the exam that the attendance requirement has been complied with (for more details, see the section 12.4 on attendance and participation).

Exam form

Oral review based on the animation assignment, showreel, and reflection paper

Duration: 40 minutes.

The exam is individual.

Basis for exam

The exam is based on a 3d animation assignment. The outline for the assignment is handed out at the beginning of the exam. Students have five days to complete the assignment.

Scope, project and written product

Students are required to do a 6-8 seconds 3d animation scene.

Basis for assessment

The individual oral exam is based on the student's presentation of their exam assignment. Students are expected to present their assignment; the intention, where they succeeded, struggled, and what they would like feedback on. When assessing the student's exam emphasis is placed on the extent to which the student is able to demonstrate the knowledge of the core areas covered in the 2nd year in their work.

Moreover, the assessment is based on the extent to which the student is able to reflect on his/her own learning and development during the semester, as displayed through the assignment.

Assessment

The exam is assessed according to the 7-point grading scale by an external examiner.

11.1.8. Second Year Exam (at the end of the 4th semester) – CG Artists Line

Area

The learning objectives of the following program elements are tested at the exam:

- 3.4 Animation and Film Studies 2

- 3.6 3d Production Methods, Roles, Collaboration and Entrepreneurship
- 3.7 Story Development and Pitching
- 5.8 Character for Animation
- 3.12.1 Internship 1 – NGO production
- 6.1 Elective: Specialization

Competences

At the oral exam, students must defend the artistic and technical choices made in their practical assignment as well as reflect on their workflow. Furthermore, emphasis is placed on the student's ability to demonstrate and reflect on knowledge, skills and competences gained over the 3rd and 4th semesters in regards to their specialization and from the NGO production working with their client as well as their collaborating with their team.

Prerequisites for the exam

As a prerequisite to attend the exam, students write the End-Year Reflection paper, focusing on their own development during the 4th semester. The scope of the report must be 1200-1600 words and the reflection must be structured according to the template given out prior to the end of the semester.

It is a prerequisite for participating in the oral exam that the reel and reflection paper has been handed in within the deadline stipulated and complies with the criteria described above.

Furthermore, it is a prerequisite for participating in the exam that the attendance requirement has been complied with (for more details, see the section 12.4 on attendance and participation).

Exam form

The oral exam is based on:

Oral review based on the handed in presentation of their showreel from the 3rd and 4th semester and reflection paper

Duration: 40 minutes.

The exam is individual.

Basis for exam

A showreel with the outcome of the following program elements, Story Development and Pitching, Character for Animation, Internship 1 – NGO production, and Elective: Specialization. Students have 2 days to finish putting the showreel together.

Scope, project and written product

Students edit a showreel based on the content listed below. It must be clear how the work has been produced.

1. Character for Animation: 1) Character Design, credited other people when relevant 2) Character model, 3) Rig breakdown
2. NGO production Look dev 2: NGO shot(s), crediting other artists when relevant
3. NGO production: The finished 35 second NGO spot done in groups
4. NGO production: Film analysis 2000-3000 words written in groups
5. Story Development and Pitching: Three edits of one minute made in groups

Basis for assessment

The individual oral exam is based on the student's presentation of their showreel from the 3rd and 4th semester. Students are expected to present their assignment; the intention, where they succeeded, struggled, and what they would like feedback on. When assessing the student's reel, emphasis is placed on the extent to which the students is able to demonstrate the knowledge of the core areas covered in the 3rd and 4th semester.

Moreover, the assessment is based on the extent to which the student is able to reflect on his/her own learning and development during the semester, as displayed through the assignment.

Assessment

The exam is assessed according to the 7-point grading scale by an internal examiner.

11.1.9. Third Year Exam (at the end of the 6th semester)*Area*

The learning objectives of the following program elements are tested at the exam:

- 3.8 Preproduction Methods and Workflow 2
- 3.9 Production Methods and Workflow
- 6.3 Preproduction Role Elective
- 6.4 Production Role Elective

For Animators:

- 4.8 Development and Preproduction for Animation
- 4.9 Animation Shot Production

For CG Artists:

- 5.9 Development and Preproduction for CG Arts
- 5.10 CG Art Shot Production

Competences

The assignment prepared by the student should demonstrate knowledge and skills within the program elements scheduled on the 3rd year. Emphasis is placed on the student's ability to facilitate their role(s) within the production. The student must present and edit their work in a reel which stands for itself, clearly representing the student's contribution to the 3rd Year Production.

Prerequisites for the exam

If the exam assignment is handed in after the deadline stipulated, it will be considered a failed attempt, must apply for a re-exam.

It is a prerequisite for participating in the exam that the participation requirement has been complied with. For more details, please see section 12.4.

Exam form

Delivery of their assignment will be reviewed by their production supervisor with consider of their teachers evaluations which are most relevant for their roles; direction, production, art, or technical etc.

There is no oral exam review.

This is an individual exam.

Basis for exam

The exam is based on the students making of reel from their participation in the 3rd Year Production. The reel prepared by the student should demonstrate their knowledge and skills within the program elements of the 3rd year.

Students must fill in the **Work Areas for Credit**.

Work areas

NAME: _____

Please tick the subjects you worked on/with:

<input type="checkbox"/>	Director
<input type="checkbox"/>	Co-director
<input type="checkbox"/>	Production Manager
<input type="checkbox"/>	Animation
<input type="checkbox"/>	CG
<input type="checkbox"/>	Story development
<input type="checkbox"/>	Storyboard
<input type="checkbox"/>	Editor
<input type="checkbox"/>	Sound Design
<input type="checkbox"/>	Art Director
<input type="checkbox"/>	Concept work
<input type="checkbox"/>	Style guide
<input type="checkbox"/>	Design
<input type="checkbox"/>	Character
<input type="checkbox"/>	Environment
<input type="checkbox"/>	Prop
<input type="checkbox"/>	2D Layout
<input type="checkbox"/>	3D Layout / DLO
<input type="checkbox"/>	Background Painting
<input type="checkbox"/>	Game Design
<input type="checkbox"/>	Gameplay
<input type="checkbox"/>	Game Mechanics
<input type="checkbox"/>	Technical (Art) Director
<input type="checkbox"/>	Pipeline Supervisor
<input type="checkbox"/>	CG Generalist
<input type="checkbox"/>	Modelling
<input type="checkbox"/>	Rigging
<input type="checkbox"/>	Texturing
<input type="checkbox"/>	Shading
<input type="checkbox"/>	Light
<input type="checkbox"/>	Render
<input type="checkbox"/>	Compositing
<input type="checkbox"/>	RnD on:
<input type="checkbox"/>	Look Development
<input type="checkbox"/>	Effects
<input type="checkbox"/>	Other:
<input type="checkbox"/>	Scripting for:
<input type="checkbox"/>	Pipeline
<input type="checkbox"/>	Rigging
<input type="checkbox"/>	Other:
<input type="checkbox"/>	Animation Lead
<input type="checkbox"/>	Animation
<input type="checkbox"/>	Press Kit
<input type="checkbox"/>	Other:

Scope, project and written product

A "Making Of" presentation consisting of the student's contribution to the project.

Presentation of the contents of reel will be evaluated. It must be clear how the work has been produced, therefore reference, research and development and progression of the work must be included. Furthermore, if the student's role should be clearly documented with the reel.

- Present your work in a step by step process sequentially.
- Include a title page (Your name, Title of film and project, Title of the education and school, The date)
- Add The Animation Workshop: VIA University College logo at the end

- Add titles in the lower or upper margins to explain what is being viewed.
- Make breakdowns with clear titling of processes like scene set up, dynamics, render passes and compositing, showing how the image was constructed.
- If worked has been done in collaboration, label the work clearly as to whom as done what.
- If including reference, credit the artist
- Add music which is paced well and not too distracting
- Present animation with related sound or dialogue.
- Consider the pacing of material on the reel, be sure the audience has time to comprehend what they are viewing.
- When showing stills, ensure that the length of time that the image is on the screen is long to see them, 3-4 seconds.
- Avoid scrolling images.
- Avoid fancy camera moves, wipes or dissolves, making sure it is your work that is in focus.
- When scanning images be sure that the quality is good enough or adjust the contrast.
- The Making of Reel may not exceed 300MB in size.
- Making of Reel Output:
 Format: Quicktime
 Codec: H.264/Mp4
 Size: 1920 x 1080
 Data rate: limit at 6000kb/s
 Pixel aspect ratio: square
 Field order: progressive
 Audio: AAC 192kb/s
 Frame Rate: **24**

Basis for assessment

The student's individual contribution to the 3rd Year Production. The reel should speak for itself. Therefore, attention to presentation in labeling the student's role(s), production stage, breakdown their workflow and assigning credit to collaborative work will be important.

Assessment

The exam is assessed according to the 7-point grading scale by an internal examiner.

11.1.10. Internship 2 Exam - Common Exam for Character Animation and CG Artists lines

Area

The exam is based on the following program elements:

- 3.10 Career Design and Entrepreneurship
- 6.2 Portfolio Self-Study
- 3.12.5 Internship 2

Competences

The student reflects on their own learning and effort as well as the nature and relevance of the internship host. Furthermore, they consider how their portfolio and internship preparation effected their internship. And finally how their internship contributes or effects their choice of career path.

Exam form

This is an individual written exam.

Basis for exam

A written report prepared on the basis of a template prepared by the educational institution. The template is handed out prior to commencement of the student's internship. The internship report prepared on the basis of the template must be handed in by end of the internship. The date for the internship report hand-in will be announced at the start of the semester.

Scope, project and written product

The scope of the report must be 1200-1600 words and the report must be structured according to the template given out prior to the first internship check in.

Basis for assessment

Emphasis is placed on the student's ability to reflect on their role on the internship in the context of their technical, artistic and a professional skillset and competences. Furthermore, the students should consider how their work prior to the internship period resulted in their internship.

Feedback from the company confirmation will be included in the assessment.

Assessment

The exam is assessed by an internal examiner according to the 7-point grading scale.

11.1.11. Bachelor Exam - Common Exam for Character Animation and CG Artists lines*Area*

The Bachelor Project and exam are based on a topic of the student's own choice within one or more of the core areas covered by the course program. Using their 3rd year production and internship as a point of departure, the students will analyze their work thus far, and define a career path for the coming 1½ - 5 years. The students then create Synthesis Portfolio representing their work within their chosen career path.

The project should demonstrate a high level of artistic and technical skills as well as independent, critical reflection within the project topic. Furthermore, the student must explain how the project relates to their career design plan. This must be documented in a project and a report.

Competences

The purpose of the bachelor project is to provide students with the opportunity of independently carrying out a project, working with a practice-based problem scenario related to a key area within their specialization using an experimental, empirical and/or theoretical approach.

The aim of the bachelor project is for students to define their goals for stepping in their career, and brand themselves, as well as reflect on their process and create a plan to reach their goals.

In the bachelor project, students should make a production that demonstrates and links the knowledge and competences acquired during the course program. The project should demonstrate the students' ability to use a holistic and interdisciplinary approach and to consider all aspects of the outcome, including craft and commercial aspects.

Prerequisite for the Exam

It is a prerequisite for participating in the oral exam that the bachelor project as well as the reflection report has been handed in within the deadline stipulated and that it complies with the requirements for the project specified in the description below (scope, project and written product).

Exam form

The individual oral exam is based on a written and visual work (see description below for more details).

Duration: 30 minutes.

The project may take place as a collaboration between one or more students and may include a company. This is an individual exam.

Basis for exam

The exam is based on:

- 1) The Bachelor Project
- 2) The Bachelor Report
- 3) The Oral Exam

Scope, project and written product

The total time for completing all aspects to be handed in is 6 weeks.

- 1) The Bachelor Project
The Bachelor Project is a Synthesis Portfolio within an area of the core curriculum based on the students' specialization and career path.
The student must independently prepare a timetable for the project. The date for project hand-in is announced at the start of the semester.
- 2) Bachelor Report

The Bachelor Report must have a scope of 4000-5000 words

In the report, the student must reflect on their working process and on whether the goal set by the student for the project has been attained. Moreover, the student must reflect on strengths and weaknesses of the project. Furthermore, this report must include the student's career design plan and explain how this project relates to it.

Basis for assessment

The exam is split into four parts:

- 1) The Bachelor Project
- 2) Bachelor Report
- 3) The Oral Exam

Assessment

The exam is assessed according to the 7-point grading scale by an internal and external examiner. Students are given an overall grade for the bachelor project, the reflection report and the oral exam.

Students cannot sit the bachelor project until all other exams of the course program, including the internship exam, have been passed.

11.2. Diploma

The following program elements, projects and exams will appear from the diploma issued on completion of the course program.

Program elements completed:

Common

Animation and Film Studies 1

Drawing and Design

Preproduction Methods and Workflow 1

Animation and Film Studies 2

Visual Storytelling, Cinematography and Previz

3d Production Methods, Roles, Collaboration and Entrepreneurship

Story Development and Pitching

Preproduction Methods and Workflow 2

Production Methods and Workflow

Career Design and Entrepreneurship

CA

Animation Drawing

Animation Physicality

Animation Stylization

Animation Software & Production

Animation Basics

Advanced Animation 1

Advanced Animation 2

Development and Preproduction for Animation

Animation Shot Production

CGA

CG Art Software 1

3D Workflow Environment Development

Biped Character Development

2½D Workflow

CG Art Software 2

Quadruped Character Development

Look Development 1

Character for Animation

Development and Preproduction for CG Artists

CG Shot Production

Electives 1 - 4

Internship 1 (client internship)

Internship 2 (studio internship)

Major projects completed:*Short-Short Film**NGO production**3rd year production*

Bachelor project

ExamsFirst semester exam (at the end of the 1st semester)First year exam (at the end of the 2nd semester)Third semester exam (at the end of the 3rd semester)Second year exam (at the end of the 4th semester)Third year exam (at the end of the 6th semester)

Internship exam

Bachelor exam

11.3. First year exam

The exams at the end of the 1st semester and 2nd semester (first year exam) must be passed before the end of the first year of study. If the exam is passed at a re-exam before the commencement of the program elements that make up the 2nd year of study, the exam is considered to have been passed on time, and the student may continue their studies in accordance with the progression outlined above under placement of program elements and internship.

Students cannot be exempted from the requirement to pass the first year exam before the end of the first year of study as specified in section 6, subsection 3, of the Ministerial Order on Examinations on Professionally Oriented Higher Education Programs.

Applying for transfer, changing academic major or leave of absence for other reasons than illness, maternity/paternity leave, adoption or conscription is not possible until the student has passed all the exams that are part of the first year exam.

11.4. Re-examination and illness**11.4.1. Illness**

Students who are exempt from participating in a particular exam due to documented illness or other documented reason according to section 7 of the Ministerial Order on Examinations on Professionally Oriented Higher Education Programs will be re-examined as soon as possible.

Students are automatically registered for the re-examination.

In exceptional cases, a re-examination can be planned in connection with the next ordinary exam in the same program element. This, however, does not apply to re-examinations of the bachelor project which must always be conducted within the same exam period.

Students are informed of the time and place of the re-examination as soon as possible after the ordinary exam.

11.4.2. Failed attempt

Students who do not pass an exam will be registered for re-examination as soon as possible. Re-examinations held as a result of documented illness are considered the second exam attempt for students who have not passed the ordinary exam.

Students are automatically registered for the re-examination.

In exceptional circumstances, a re-examination can be planned in connection with the next ordinary exam in the same program element. This, however, does not apply to re-examinations of the bachelor project which must always be conducted within the same exam period.

Students are informed of the time and place of the re-examination as soon as possible after the ordinary exam.

11.5. Cheating, plagiarism and disruptive behavior

11.5.1. Cheating

According to section 19 of the Ministerial Order on Examinations on Professionally Oriented Higher Education Programs, cheating is defined as obtaining or providing unlawful aid in answering any test which is part of an exam or using non-permitted aids.

If cheating is discovered during an exam, the involved student(s) will be ordered to leave the exam. If cheating is confirmed, the student will be considered to have used an exam attempt.

If an exam has been graded before any cheating is confirmed, the grade will be revoked, and the exam is considered to have been failed if the cheating is later confirmed.

In certain exceptional circumstances, cheating can be overlooked if it has not affected or will not affect the assessment of the exam.

11.5.2. Plagiarism

Plagiarism is defined as passing off the work of others as one's own or using one's own, previously assessed work without stating a reference.

If plagiarism is discovered during an exam, the involved student(s) will be ordered to leave the exam. If the plagiarism is confirmed, the student will be considered to have used an exam attempt.

If an exam has been graded before any plagiarism is confirmed, the grade will be revoked, and the exam is considered to have been failed if plagiarism is later confirmed.

In certain exceptional circumstances, plagiarism can be overlooked if it has not or will not affect the assessment of the exam.

11.5.3. Disruptive behavior

If a student exhibits disruptive behavior during an exam, the program management of the Professional Bachelor's Degree Program can order the student to leave the exam. In cases of minor disturbances, a warning is used first.

If a student is ordered to leave an exam due to disruptive behavior, the student is considered to have used an exam attempt.

11.5.4. Aggravating circumstances

If cheating, plagiarism or disruptive behavior takes place in aggravating circumstances, the program management of the Professional Bachelor's Degree Program can put a student on probation. With probation follows a warning that any repeat behavior may result in expulsion from the program.

11.6. Complaints about exams and appeals

11.6.1. Complaints about exams

A student can complain about an exam. The complaint must be submitted in writing and include arguments supporting the merits of the complaint. It must be submitted to the program management of the Professional Bachelor's Degree Program in Animation not later than two weeks after the student has had the chance to learn the results of the exam.

A complaint about an exam can be any and all of the following:

- Complaint about the basis for the exam (written material, questions, etc.)
- Complaint about the events or actions during the exam (e.g. an examiner's behavior)
- Complaint about the assessment of the exam (the grade, the criteria used for assessment, etc.)

The program management of the Professional Bachelor's Degree Program in Animation immediately sends any complaints to the examiners who have a deadline of two weeks to submit a statement to the case. The examiners must comment on the specific merits and arguments of the case. After receiving

statements from the examiners, the program management of the Professional Bachelor's Degree Program in Animation will forward these to the student who has one week to comment.

The Professional Bachelor's Degree Program in Animation, as represented by the Head of Studies responsible for the exam, will make a decision on the case. The decision must be written and include the reasons for the results as well as information on how to appeal. A decision on a case concerning a complaint about an exam can have one of the following outcomes.

- An offer of a new assessment (re-assessment) (only applicable to written exams)
- An offer a new exam (re-examination)
- Dismissal.

Only when the examiners agree can a complaint about an exam result in dismissal.

The program management of the Professional Bachelor's Degree Program in Animation immediately makes the result of the decision known to the student and the examiners. The student has a deadline of two weeks to accept an offer of re-assessment or re-examination. Re-assessment or re-examination must be planned as soon as possible

Note that both re-assessment and re-examination can result in a lower mark than the original assessment or exam. New examiners are appointed for both re-assessment and re-examination. The new examiners have access to all files and documents from the complaints case. The new examiners must include written arguments to substantiate their assessment.

11.6.2. Appeals

A student can appeal a decision on an exam complaint. The appeal will be decided upon by a board of appeals set up by The Animation Workshop. An appeal must be submitted in writing stating the reasons for the appeal and received by The Animation Workshop not later than two weeks after the student has had the chance to learn the results of the exam.

The appeals board is set up on an ad hoc basis. The board consists of two appointed external examiners, one lecturer entitled to conduct examinations and one student. All members of the board must represent the specialty areas covered by the Professional Bachelor's Degree Program in Animation.

The appeals board decides the case based on the material on which The Animation Workshop made the original decision as well as the appeal. The appeals board decides one of the following:

- To offer a new assessment (re-assessment) (only applicable to written exams)
- To offer a new exam (re-examination)
- To dismiss the case.

The appeals board announces its decision as soon as possible. The program management of the Professional Bachelor's Degree Program forwards the decision to the student.

The student has a deadline of two weeks to accept an offer of re-assessment or re-examination. Re-assessment or re-examination must be planned as soon as possible

Note that both re-assessment and re-examination can result in a lower mark than the original assessment. New examiners are appointed for both re-assessment and re-examination. The new examiners have access to all files and documents from the complaints case. The new examiners must include written arguments to substantiate their assessment.

The appeals board's decision is final and cannot be appealed further.

11.7. Formal requirements for written assignments, productions and exam papers

11.7.1. Formal requirements

The following requirements apply to all written assignments and exam papers at the Professional Bachelor's Degree Program in Animation:

- Index
- Title, including:
 - Your name
 - The date
 - Title of the education and school

- Title of the project and paper
- Header on all pages should include your name, project title
- Headlines for the chapters
- Page numbers throughout the document
- 1½ line spacing
- 11pt font
- Format: PDF
- Must be within the given word count and include documentation of the word count at the end of the paper
- All written assignments must be handed in digitally to the specified drive and folder with the given naming convention

If the above is not followed, the work will be considered incomplete and it will be sent back to be re-done.

11.7.2. References

Quotations in written assignments and projects at the Professional Bachelor's Degree Program in Animation must be clearly marked in the text. In-text quotations should be set off with quotation marks at the beginning and end of the quotation. Quotations should be indented, written in italics or otherwise clearly marked in the text. References should be listed for visual quotations as well.

The following referencing requirements apply to all written and visual assignments, productions, reels, projects and exam papers at the Professional Bachelor's Degree Program in Animation:

Author, name of reference, year of publication, edition, publishing company, page number(s).

When using digital material, the name of the author, reference, year of publication and URL should be stated.

Referencing should be in the form of footnotes, end notes or as a parenthesis in the main text (in written assignments).

Incorrect referencing, including omitted references, will be counted as an error and can become the subject of investigations into plagiarism.

11.7.3. Acknowledgement of extra-curricular activities

Acknowledgment of extra-curricular activities on the final diploma requires that the student has participated in documented activities related to the Professional Bachelor's Degree Program in Animation. These extra-curricular activities must be said to strengthen the quality in the program as well as the program's relevance to the labor market to secure course program quality and labor market relevance.

Extra-curricular activities can include participation in national or international conferences, publishing articles in international journals, participating in relevant competitions and courses which are not a part of the ECTS credits awarded for program activities, participating in research and development projects, etc.

Application for acknowledgement of extra-curricular activities must be sent to the Head of Studies who decides whether or not the activity fulfills the criteria for acknowledgement.

Application for acknowledgement of extra-curricular activities cannot be submitted until the activities have been completed and documented.

Activities fit for acknowledgement must be planned and completed within the prescribed period of study of the program.

11.8. Professional board

On the recommendation of The Animation Workshop, the management of VIA University College appoints a professional board with representatives from the specialty areas covered by the course program. The professional board is charged with assessing whether students are entitled to graduate with distinction, cf. section 11.7.3.

The board's work is covered by the rules on disqualification in the Public Administrations Act.

12. Instruction and working methods at the Professional Bachelor's Degree Program in Animation

The students enrolled in the Professional Bachelor's Degree Program in Animation are expected to demonstrate a high level of commitment in all aspects of the course program. Students are encouraged to take part in and exert influence on their education through active participation in the activities that are part of the course program as well as by offering feedback to lecturers on their teaching and to fellow students on their work. Moreover, they should take an active role in the study environment of the course program as well as of The Animation Workshop in general. Apart from the requirement on active participation in teaching (see below for more details), extensive evaluation procedures and a long tradition of strong and dedicated collaboration with coordinators and management through the Student Council is an integral part of the Professional Bachelor's Degree Program in Animation.

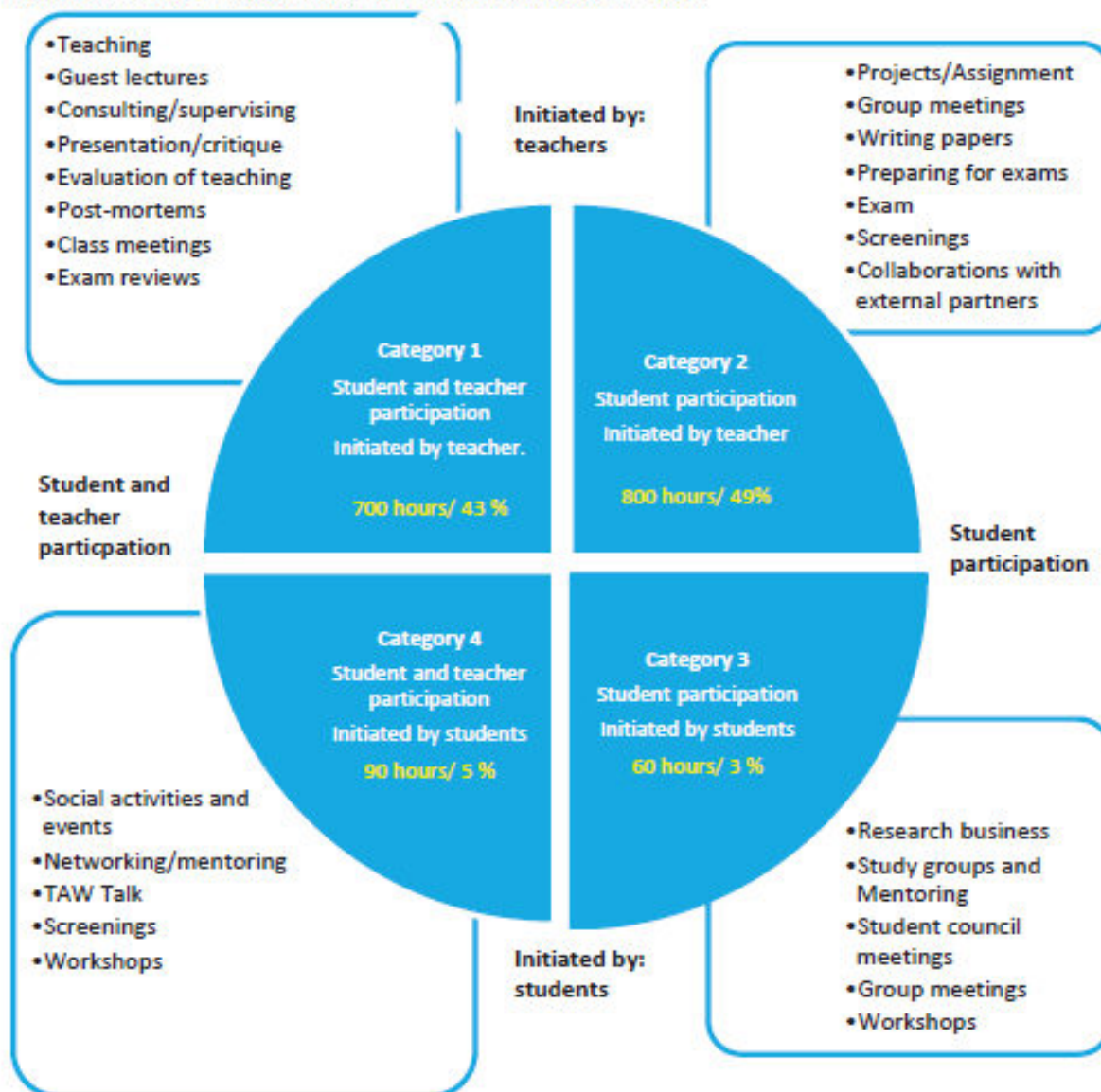
Below is a description of the course program organization as well as of the instruction and working methods applied. The requirement for students to participate actively in teaching and other activities is equally described (the participation requirement).

12.1. Study activity model

The below study activity model describes the types of activities that are part of the course program and shows who is responsible for initiating the activities as well as who the participants are: Students are required to attend all activities and participate actively in all activities listed under category 1 and 2. The activities in category 1 are typically scheduled activities while students are expected to plan their own time and activities within the remaining categories.

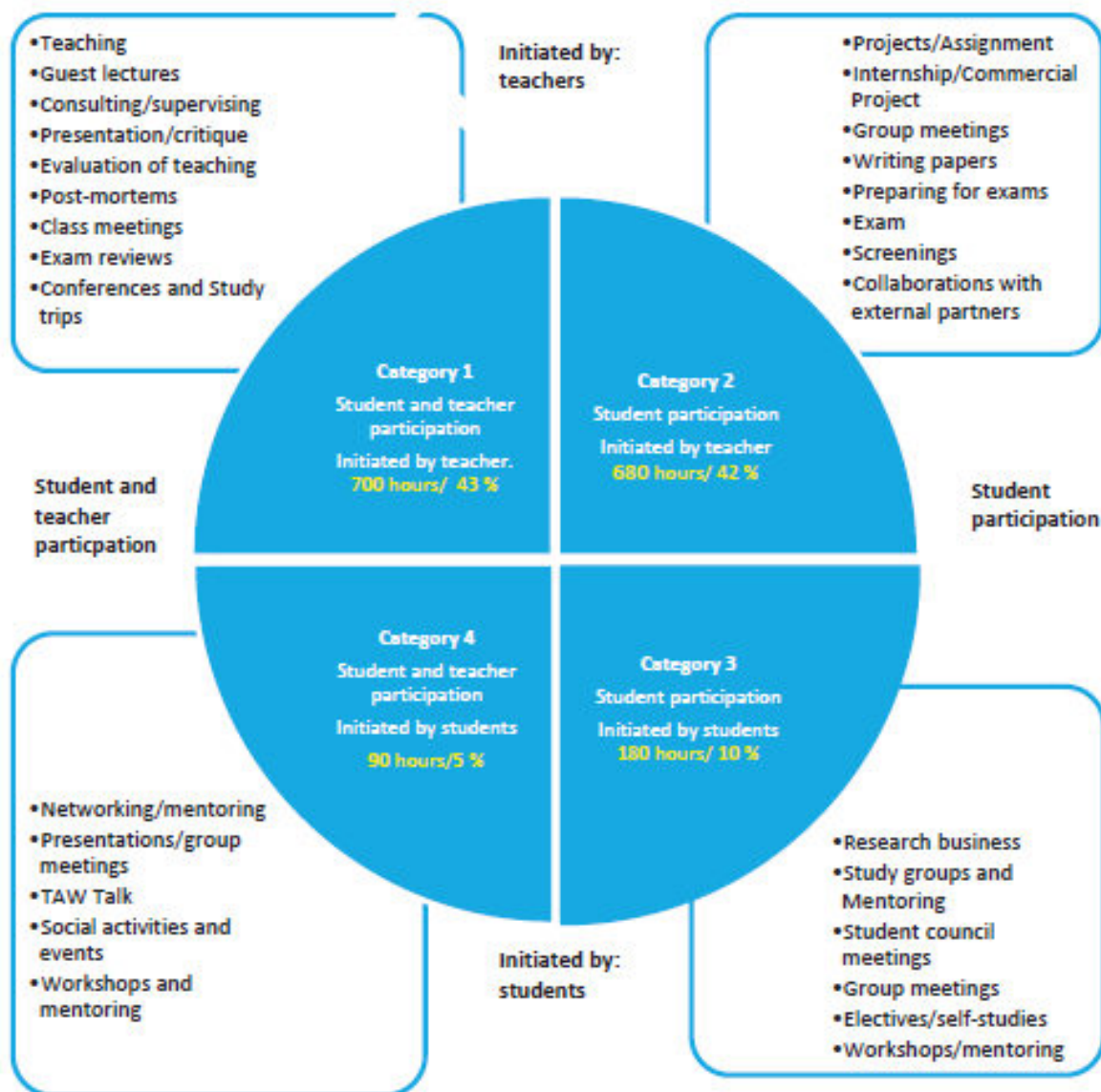
Study Activity Model

Bachelor's Degree Programme in Animation (CA/CGA), 1st year



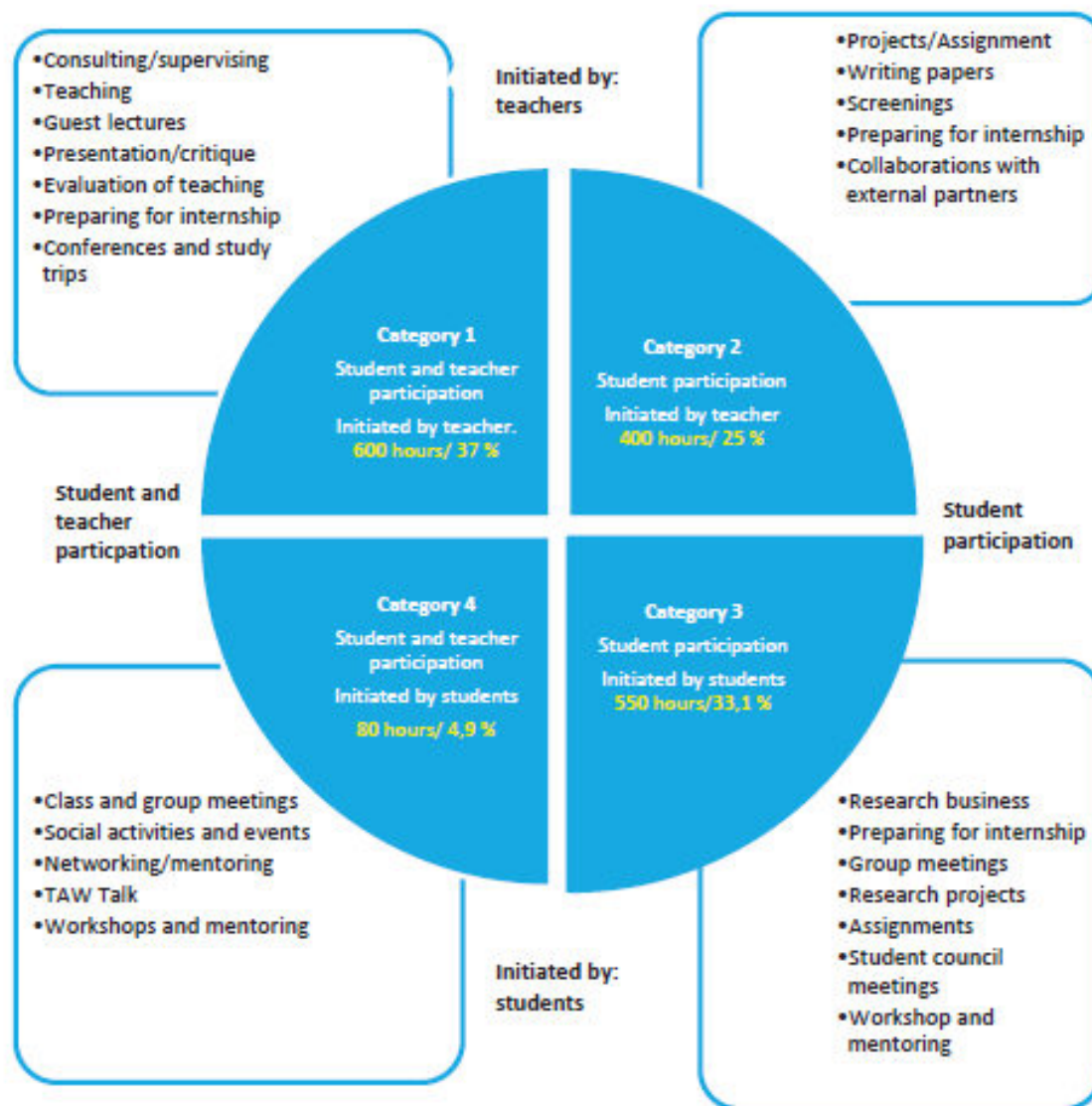
Study Activity Model

Bachelor's Degree Programme in Animation (CA/CGA), 2nd year



Study Activity Model

Bachelor's Degree Programme in Animation (CA/CGA), 3rd year



At the commencement of the course program, an overview is handed out to illustrate how students are expected to gradually spend more time on individual activities as the number of teacher-managed activities goes down and the course program becomes increasingly project-based.

	1 st year	2 nd year	3 rd year	4 th year
Category 1 Student and teacher participation initiated by teacher	40%	40%	40%	21%
Category 2 Student participation initiated by teacher	52%	52%	49%	32%
Category 3 Student participation initiated by students	3%	3%	6%	46%
Category 4 Student and teacher participation initiated by students	5%	5%	5%	1%

12.2. Planning of teaching activities

12.2.1. Modules

Teaching at the Professional Bachelor's Degree Program in Animation is planned in modules which use an experimental and practice-based approach.

The modules are based on the learning objectives of the core areas of the course program. All in all, the course program has been planned so that the complexity of the theory and applied methods increases through the program.

The modules are divided into the following main categories:

12.2.1.1. *Tool modules*

The purpose of the tool modules is for students to acquire knowledge of how relevant tools are used. The modules introduce both analogue and digital tools. Through the modules, students should acquire knowledge of both the tools that are industry standard and new, innovative tools. These modules are process orientated.

12.2.1.2. *Craft modules*

In the craft modules, students work with a specific skill within animation and CG arts (e.g. life drawing, perspective, dialogue and much more). The aim is for students to acquire knowledge of and master a broad range of relevant technical skills within Animation and CG Arts. These modules are sometimes process and other times product orientated.

12.2.1.3. *Production modules*

The production modules are courses where students typically work with a specific production. Production modules will typically include a number of smaller assignments that are part of the hand-in of a large production. Moreover, production modules will normally include topics and issues that students should address through the production (e.g. clarity, plot structure, genre and much more). These modules are sometimes process and other times product orientated.

12.2.1.4. *Theory modules*

Theory modules aim to introduce students to theories related to the whole area of Animation and CG Arts. To a lesser extent, the modules will include practical exercises, the purpose of which is for students to demonstrate knowledge of the theories.

12.3. Working methods

12.3.1. Teacher managed instruction with active participation

12.3.1.1. *Teaching*

Classroom instruction in the form of lectures, demonstrations, description of assignments, discussions, exercises and small assignments, etc. Students are expected to listen actively and participate in ways required by the teacher.

12.3.1.2. *Studio work*

When doing studio work, students carry out assignments individually or in groups at their work stations. Students are expected to complete assignments to the best of their ability, receive or ask for the teacher's guidance and feedback and hand in completed assignments in time, to the designated folder with the proper naming convention.

12.3.1.3. *Presentation and critique*

Evaluation of assignments in class with the teacher and/or the rest of the class. Students are expected to present their work, to give and receive feedback from fellow students and teachers openly, positively and

reflectively, to ask and answer clarifying questions for feedback and to make note of feedback on their own work. The format:

- This was my intention
- :Here is where I succeed:
- This is where I struggled:
- This is what I would like feedback on:

12.3.1.4. *Evaluation of teaching*

Individual, written evaluation and/or joint evaluation on the workshop and teacher will take place an average of every other year for the specific workshop/teacher. Students are required to make their honest and reflective opinion known and thereby contribute actively to continuous improvement of the teaching and curriculum at the Professional Bachelor's Degree Program in Animation.

12.3.1.5. *Class meetings*

Joint information and discussions in class are managed by the coordinator or students. Students are expected to listen, participate actively and contribute constructively to the discussions.

12.3.1.6. *Writing papers*

As part of the Professional Bachelor's Degree Program in Animation, students prepare a number of written papers, including the bachelor project and internship report, but also film analysis and reflection papers. The purpose of reflection papers is for students to reflect on their own learning. Reflection papers form the basis of individual meetings between the student and their coordinator as well as exam reviews.

Written papers must be written in appropriate language and comply with guidelines for academic hand-ins, including notes, references, etc. Students are expected to proofread their text before handing it in. Written papers must be handed in at the deadline stipulated by the educational institution and comply with the formal requirements, including length and mode of hand-in.

12.3.1.7. *Preparing for exams*

Students are expected to prepare for their oral exams. Therefore, the educational institution hands out a precise description of the exam and its purpose as well as the students starting point for the presentation of their work.

My intention with the assignment or project:

Here is where I succeed:

This is where I struggled:

This is what I would like feedback on:

12.3.1.8. *Exam reviews*

Oral exams are based on portfolio, exam assignments and/or written papers handed in.

The purpose of oral exams is for students to demonstrate understanding of the individual program elements as well as of the overall course program content and structure. The oral exam is a discussion between the student, the coordinator and the internal or external examiner.

Students are expected to be able to explain their intentions in connection with projects and assignments.

Students present their work and discuss their working process, demonstrating their ability to reflect on their method. Finally, they are expected to receive feedback from the internal and external examiner openly, positively and reflectively, asking clarifying questions and to make note of feedback on their work.

12.3.2. **Project and group work with active participation**

12.3.2.1. *Group projects*

Projects where students work together in groups of two or more to complete assignments or projects. The individual student is expected to contribute actively to the group work with the aim of reaching a compromise and to assume responsibility for completing assignments on time and using a professional attitude and qualified approach.

12.3.2.2. *Production meetings*

Production meetings with or without teachers or coordinators. Students are expected to discuss with their group project constructively, to give the teacher or coordinator a status on the project and on group discussions as well as be open and positive to the suggestions and feedback from the teacher, supervisor, or consultant.

12.3.2.3. *Post-Mortem*

Post-Mortems are for students to reflect upon a completed project. What were the main insights to take away? Students are expected to discuss their own learning and professional development as well as give and receive feedback from their team members and supervising teachers. Students are expected to promote an open environment and to participate constructively and reflectively, to ask and answer clarifying questions for feedback and to make note of feedback on their own work and professionalism.

12.3.2.4. *Collaborations with external partners*

On a current basis, the Professional Bachelor's Degree Program in Animation and The Animation Workshop initiate collaboration with different relevant external partners, including studios and educational institutions all over the world, for the purpose of strengthening the network of potential partners that may teach modules or do guest lectures at the program.

12.3.3. Main projects

Students complete 4 main projects as part of the course program and it is a prerequisite for taking the exams scheduled on these semesters that students have participated actively in completing the projects.

12.3.3.1. *Short-Short Project*

Project description:

This project is a collaboration between the CG Artist and Character Animation programs. The students will work together from initial concept through to the finished short film targeted at a children's audience. It is required to incorporate the given random elements and style guides assigned to the group. The film must be produced with mixed media of 2½D backgrounds with relevant 3D elements and 2D animation.

Project learning objectives:

Common for Animators and CG Artists:

- 3.1 Animation and Film Studies 1
- 3.3 Preproduction Methods and Workflow 1

For Animators

- 4.3 Animation Stylization

For CG Artists

- 5.4 2½D Workflow – Environment Development

12.3.3.2. *NGO Project*

Project description:

Students pitch ideas for NGOs they would like to work with as a client and together the class chooses the client for the NGO project.

The client briefs the students on the NGOs background, target and goal for a social media film.

In groups of 4-5 CG artists and 4 animators, student pitch ideas to the client and produce a 35 sec. spot. The project will take the students through the entire 3D animation pipeline covering modeling, rigging, animation, texturing, shading, lighting, rendering and compositing.

Project learning objectives:

Common for Animators and CG Artists:

- 3.4 Animation and Film Studies 2
- 3.5 Storytelling, Cinematography and Previz
- 3.6 3d Production Methods, Roles, Collaboration and Entrepreneurship
- 3.12.1 Internship 1 – NGO production

The students gain experience working with a client for a social media spot. The students will act both as an ad agency and a production house. Students will come with general directions towards the ad, researching the target audience and on how best to reach it. They will create a pitch to the client within the given parameters, communicating the core message. They will gain insight into the process of working with a client to deliver the film with the budget and deadline.

Furthermore, the project is meant to strengthen the student's ability to come up with ideas for original concepts and tell a story within a very condensed timeframe with awareness of cinematography, staging and composition.

12.3.3.3. *The 3rd Year Production*

The 3rd year production is a major compulsory project, spanning over the 5th and 6th semester. Students pitch ideas for films or interactive productions at the end of the 4th semester. During the project, students work individually and/or in groups. This is determined via the pitch, project selection and team formation process. The projects are selected based on the fact that they will enable the knowledge, skills and competences the class intends to develop. Furthermore, the feasibility and scope will be taken into consideration, that there is a team to produce the idea.

The production is taught by supervisors, guest lecturers and consultants, but the idea is that students.

Short Film Production

The goal is a 3-5 minute film, with a clear genre and tone, aimed at a specific target audience.

As the films are longer than the previous productions students have worked on so far, there is a more in depth research and development as well as preproduction, followed by assets building and production.

Game Production

The production of a game will go through all phases from concept, pre-production (implementation of game design and prototyping) and production up to at least a minimal viable product. The students should consider a feature-light game for a pitch. The focus area of a game should be on the playable experience itself in terms of; story, mood, atmosphere and visual design as well as a simple yet strong gameplay.

VR/AR

The goal would be to integrate storytelling into a VR or AR piece, with a clear genre and tone, aimed at a specific target audience. The piece could be interactive or passive as a 360 film experience. The VR or AR could also related to one of the short films, as a transmedia product.

The purpose of the project is to train students' compliance with the following learning objectives:

Common for Animators and CG Artists:

- 3.8 Preproduction Methods and Workflow 2
- 3.9 Production Methods and Workflow
- 6.3 Preproduction Role Elective
- 6.4 Production Role Elective

For Animators:

- 4.8 Development and Preproduction for Animation
- 4.9 Animation Shot Production

For CG Artists:

- 5.9 Development and Preproduction for CG Arts
- 5.10 CG Art Shot Production

12.3.3.4. *Bachelor Project*

See sections 3.11 and 11.1.11

12.4. Attendance, participation and study activity at the Professional Bachelor's Degree Program in Animation

12.4.1. Compulsory attendance and participation

Students are required to show up for classes on time and to participate actively in the study program planned by the educational institution.

Compulsory attendance

Students are required to attend all program activities planned by the educational institution.

This requirement is justified on the grounds that students should train their practical skills as well as their academic and professional skills. Compulsory attendance is part of the participation requirement.

Participation requirement

Students are under an obligation to participate in all study activities that must be completed to take an exam. Requirements include lectures, workshop, studio work, completing assignments, participating in productions, presentations, reviews, meetings, post-mortems and other activities as described above under sections 12.1, 12.2, 12.3.1, 12.3.2 and 12.3.3.

In the event of non-compliance with these requirements, students must perform the activity to meet the requirement.

Practice for handling compulsory attendance and hand-in

Student attendance is calculated at the end of the semester. If a student does not comply with the 100% compulsory attendance and hand-in requirement, the student's participation will be assessed. The purpose of this is to identify which module(s) the student must document additional compliance with to be in good standing to participate in the exam.

When assessing whether the student may otherwise comply with the study activity requirement, emphasis is placed on the following criteria:

High attendance rate in workshops and teaching activities/program elements

- Absence of longer duration is documented by doctor's certificate
- Hand-in of compulsory assignments and participation in oral presentations in connection with the individual modules.

If a student fails to comply with the requirement to participate by not handing in compulsory assignments, the student must hand in these assignments to comply with the requirement. The assignments must be handed in no later than five days prior to commencement of the exam.

If a student fails to comply with the requirement to attend classes and workshops, an agreement about special planned study activity must be entered into between the student and the coordinator. As a result, an individual plan to ensure compliance with the compulsory attendance requirement in relation to the specific module is prepared based on a conversation between the student and the coordinator.

In exceptional circumstances, for example documented illness, the program management may grant an exemption from these rules. The application for exemption should be submitted to the Head of Studies.

12.4.2. Study activity

A student at the Professional Bachelor's Degree Program in Animation is considered to comply with the study activity requirement as long as the student meets the compulsory attendance requirement of the course program (see above for more details).

It is a prerequisite for participating in the exam that the attendance requirement has been complied with.

Failure to comply with the study activity requirement may impact on students' eligibility for the State Educational Grant and Loan Scheme (SU).

If a student has not passed at least one exam at the Professional Bachelor's Degree Program in Animation for a consecutive period of at least one year, the student will be expelled from the course program in accordance with the rules in the Ministerial Order on Admission to Academy Profession and Professional Bachelor's Programs. The student will be given information about his or her failure to meet the study activity requirement prior to the expulsion.

Students may at any time check their own study activity by contacting the Study Coordinator.

12.5. Texts in foreign languages

All teaching and instruction at the Professional Bachelor's Degree Program in Animation is in English.

13. Changing academic major and transfers

13.1. Changing academic major

Should a student enrolled in another course program wish to change to the Professional Bachelor's Degree Program in Animation at VIA University College, the student must submit an application to the program management.

Changing to the Professional Bachelor's Degree Program in Animation, requires that:

- the applicant presents a portfolio and a motivational letter that *both* comply with the general admissions requirements of the Professional Bachelor's Degree Program in Animation as well as correspond to the level of education of the Professional Bachelor's Degree Program in Animation that the student applies for enrolment in.
- the applicant is enrolled in another higher education program at the same or a higher level than the Professional Bachelor's Degree Program in Animation and that the student who wishes to change academic major has passed the exam(s) that are part of the first year of study of the course program that the student applying for change in academic major is enrolled in at the time of application.

Changing to the Professional Bachelor's Degree Program in Animation requires that there are available study places at the course level of the program that the student applies for enrolment in.

13.2. Transfers

Transferring to the Professional Bachelor's Degree Program in Animation at VIA University College from the same program at another Danish educational institution requires that the student has passed exams that are equivalent to the first year of study of the Professional Bachelor's Degree Program in Animation.

Transferring to the Professional Bachelor's Degree Program in Animation further requires that there are available study places at the course program level that the student applies for enrolment in.

13.2.1. Applying for change of academic major and transfers

Applications for changing academic major or transferring to the Professional Bachelor's Degree Program in Animation at VIA University College must be sent to:

The Animation Workshop, VIA University College
Kasernevej 5
8800 Viborg
Att.: Animation, Course Administration
Email: taw.bachelor@via.dk

There are two annual deadlines. 15 March for semesters starting 1 September and 15 November for semesters starting 1 February.

An application for change in academic major must include:

- Motivational letter
- Application portfolio as specified in the application guidelines for the course program
- Portfolio supplement demonstrating skills at a level corresponding to the level of education at the Professional Bachelor's Degree Program in Animation that the student applies for admission to
- Documentation for passed program elements at the course program that the student is presently enrolled in
- Documentation for compliance with general admissions requirements.

An application for transfer must include:

- Motivational letter
- Application portfolio as specified in the application guidelines for the course program

- Portfolio supplement that demonstrates skills at a level corresponding to the course level at the Professional Bachelor's Degree Program in Animation that the student applies for admission to
- Documentation for passed courses and program elements
- Documentation for compliance with general admissions requirements.

13.3. Leave of absence

Taking a leave of absence means that a student cannot participate in classes, exams or any other activity as part of the Professional Bachelor's Degree Program in Animation during the leave of absence. Upon conclusion of the leave of absence, the student resumes his/her studies at the point in the program from which the leave started.

If it is not possible to start at that point in the program, the Professional Bachelor's Degree Program in Animation will, if at all possible, provide program elements until the normal progression can be resumed, such that the student's program is not extended beyond the prescribed period of study. Only when this is not possible can the student have periods with no study related activities.

Leave of absence can only be granted for periods of complete program elements. This does not apply to maternity/paternity leave or leave on the basis of adoption and conscription.

A student cannot receive funds from the State Education Grant and Loans Scheme (SU) during leave of absence except in cases of maternity/paternity leave or adoption.

13.3.1. Maternity/paternity leave, adoption and conscription

The Professional Bachelor's Degree Program in Animation cannot reject an application for leave of absence on the basis of documented maternity/paternity leave, adoption or conscription. The end of a leave of absence should, as far as possible, be planned to coincide with study start or the start of certain program elements. This is done to ensure the fewest periods without study related activities as possible as well as the least amount of time where the student does not have access to the State Educational Grant and Loans Scheme (SU).

13.3.2. Application

An application for leave of absence must be in writing and stating the reasons for the leave of absence. VIA University College can ask that the application is submitted on a special form, which can be digital.

Leave of absence for any other reason than maternity/paternity leave, adoption or conscription can only be applied for after the student has passed the 1st year exam(s).

Leave of absence cannot take effect retroactively and application must be submitted at least one month prior to the start of the leave.

13.4. Exemptions

The Professional Bachelor's Degree Program in Animation at VIA University College can make exemptions from any rule in this curriculum.

13.5. Entry into force and transition rules

13.5.1. Entry into force

This curriculum enters into force from the onset of the academic year 2018. Any prior curriculum for the Professional Bachelor's Degree Program in Animation will be repealed as from this date.

13.5.2. Transition rules

Students who at the time of entry into force of this curriculum were covered by a prior curriculum for the Professional Bachelor's Degree Program in Animation can complete the program in accordance with the rules set forth in that curriculum until the end of the academic year 2019. After this time, the course program can only be completed based on this curriculum. Prior curricula is included as an appendix to this curriculum.

14. Legal basis

This curriculum is based on the following legal documents.

- The Academy Profession Programs and Bachelor Programs Act (as amended by Ministerial Order no. 986 of 23 October 2017.
- Ministerial Order no. 841 of 30 June 2018 on Academy Profession Programs and Bachelor Programs
- Ministerial Order no. 470 of 9 May 2018 on the Professional Bachelor's Degree Program in Animation
- Ministerial Order no. 211 of 27 February 2019 on Admission to Academy Profession Programs and Bachelor Programs
- Ministerial Order no. 1500 of 2 December 2016 on Examinations on Professionally Oriented Higher Education Programs
- Ministerial Order no. 114 of 3 February 2015 on the Grading Scale and Other Forms of Assessment of Study Programs under the Ministry of Higher Education and Science (The Grading Scale Order)